



ASSOCIATION DE SPORTS RATIERS



RULES

Rev G – Jan 2025

1	RATTING SPORTS - PREFACE	10
1.1	Association de Sports Ratiers (Ratting Sports Association)	10
1.2	Philosophy.....	10
1.3	History.....	10
1.4	Mission.....	10
2	DEFINITIONS.....	11
2.1	Sanctioned Trial	11
2.1.1	Mini Trial	11
2.2	Fun Match	11
2.3	Brush Hunting	11
2.4	Barn Hunting	11
2.5	Go-to-ground Hunting.....	11
2.6	Dog restraint	11
2.7	Veteran dog.....	11
2.8	Stack.....	12
2.9	Litter.....	12
2.10	Destruction.....	12
3	GENERAL RULES	13
3.1	Dogs eligible to compete	13
3.2	Judge decisions	13
3.3	Dogs are grouped based on the CKC Breed Standards.....	13
3.4	Code of conduct.....	13
3.4.1	Participants with disabilities	13
3.4.2	Dog aggression.....	13
3.4.3	Misconduct or Lack of sportsmanship	14
3.4.4	Dog restraint	14
3.5	Procedures	14
3.6	Titles.....	15
3.7	Ribbons/Rosettes.....	19
4	BRUSH HUNTING.....	20

4.1	Site specificities according to skill levels.....	20
4.1.1	Novice (and Instinct)	20
4.1.2	Advanced.....	20
4.1.3	Expert	21
4.1.4	Champion (and Grand Champion)	21
4.1.5	Excellent	22
4.2	Regulations for all levels	22
4.2.1	Start box	22
4.2.2	Enclosure fence	22
4.2.3	Placement of rat tubes.....	23
4.2.4	Eligible dogs	23
4.2.5	Entering the ring	23
4.2.6	Praise and rewards.....	24
4.2.7	Identifying the location of the rat(s)	24
4.2.8	Exiting the ring	24
4.3	Scoring parameters for all levels.....	24
4.3.1	Qualifying score	24
4.3.2	Non-qualifying score	25
4.3.3	Disqualification	25
5	BARN HUNTING.....	26
5.1	Site specificities according to skill levels.....	26
5.1.1	Novice (and Instinct)	26
5.1.2	Advanced.....	26
5.1.3	Expert	27
5.1.4	Champion (and Grand Champion)	28
5.1.5	Excellent	28
5.2	Regulations for all levels	29
5.2.1	The start box	29
5.2.2	Enclosure fence	29
5.2.3	Placement of rat tubes.....	29
5.2.4	Eligible dogs	30
5.2.5	Entering the ring	30

5.2.6	Praise and rewards.....	30
5.2.7	Identifying the location of the rat(s).....	30
5.2.8	Leaving the ring.....	31
5.3	Scoring parameters for all levels.....	31
5.3.1	Disqualification	31
6	GO-TO-GROUND	32
6.1	Site specificities according to skill levels.....	32
6.1.1	Novice (and Instinct)	32
6.1.2	Advanced.....	32
6.1.3	Expert	33
6.1.4	Champion	33
6.1.5	Excellent	34
6.2	Regulations for all levels	35
6.2.1	Tunnels.....	35
6.2.2	The course.....	35
6.2.3	Start line enclosure	35
6.2.4	Ring fence.....	35
6.2.5	Location of the rat cage	36
6.2.6	Eligible dogs	36
6.2.7	Entering the ring and releasing the dog.....	36
6.2.8	Identifying the location of the rat.....	36
6.2.9	Exiting the tunnel.....	36
6.3	Scoring parameters for all levels.....	37
6.3.1	Qualifying score	37
6.3.2	Non-qualifying score	37
6.3.3	Disqualification	37
7	BRUSH HUNTING RELAY.....	38
7.1	Site specificities.....	38
7.1.1	Construction parameters	38
7.2	Regulations.....	38
7.2.1	The start boxes.....	38
7.2.2	Ring fence.....	38

7.2.3	Placement of rat tubes.....	38
7.2.4	Eligible dogs	39
7.2.5	Entering the ring	39
7.2.6	Praise and reward	39
7.2.7	Identifying the location of the rat(s).....	39
7.2.8	Leaving the ring.....	40
7.3	Scoring parameters	40
7.3.1	Qualifying score	40
7.3.2	Non-qualifying score	40
7.3.3	Disqualification	40
8	BARN HUNTING RELAY.....	41
8.1	Site specificities.....	41
8.1.1	Construction parameters	41
8.2	Regulations.....	41
8.2.1	The start boxes.....	41
8.2.2	Ring fence.....	41
8.2.3	Placement of rat tubes.....	41
8.2.4	Eligible dogs	42
8.2.5	Entering the ring	42
8.2.6	Praise and reward	42
8.2.7	Identifying the location of the rat(s).....	42
8.2.8	Leaving the ring.....	43
8.3	Scoring parameters.....	43
8.3.1	Qualifying score	43
8.3.2	Non-qualifying score	43
8.3.3	Disqualification	43
9	" 4 BY 4"	45
9.1	Site specificities.....	45
9.1.1	Construction parameters	45
9.2	Regulations.....	45
9.2.1	The start box	45
9.2.2	Ring fence.....	45

9.2.3	Placement of rat tubes.....	45
9.2.4	Eligible dogs	46
9.2.5	Entering the ring	46
9.2.6	Praise and reward	46
9.2.7	Identifying the location of the rat(s).....	46
9.2.8	Leaving the ring.....	47
9.3	Scoring parameters	47
9.3.1	Qualifying score	47
9.3.2	Non-qualifying score	47
9.3.3	Disqualification	47
10	COMBO	48
10.1	Site specificities.....	48
10.1.1	Construction parameters	48
10.2	Regulations.....	48
10.2.1	The start box	48
10.2.2	Displacement Boxes	48
10.2.3	Enclosure fence	48
10.2.4	Placement of rat tubes.....	48
10.2.5	Eligible dogs	49
10.2.6	Entering the ring	49
10.2.7	Praise and rewards.....	49
10.2.8	Identifying the location of the rats	49
10.2.9	Leaving the ring.....	50
10.3	Scoring parameters	50
10.3.1	Qualifying score	50
10.3.2	Non-qualifying score	50
10.3.3	Disqualification	51
11	CHALLENGE	52
11.1	Site specificities.....	52
11.1.1	Construction parameters	52
11.2	Regulations.....	52
11.2.1	The start box	52

11.2.2	Enclosure fence	53
11.2.3	Placement of rat tubes.....	53
11.2.4	Eligible dogs	53
11.2.5	Entering the ring	53
11.2.6	Praise and rewards.....	53
11.2.7	Identifying the location of the rats	53
11.2.8	Leaving the ring.....	54
11.3	Scoring parameters	54
11.3.1	Qualifying score	54
11.3.2	Non-qualifying score	54
11.3.3	Disqualification	54
12	RATISSAGE.....	55
12.1	Novice	55
12.1.1	Enclosure dimension	55
12.1.2	Equipment and materials.....	55
12.1.3	Sex and quantity of rats	55
12.1.4	Placement of tube.....	55
12.2	Advanced.....	55
12.2.1	Enclosure dimension	55
12.2.2	Equipment and materials.....	55
12.2.3	Sex and quantity of rats	55
12.2.4	Placement of tubes	56
12.3	Expert.....	56
12.3.1	Enclosure dimension	56
12.3.2	Equipment and materials.....	56
12.3.3	Sex and quantity of rats	56
12.3.4	Placement of tubes	56
12.4	Regulations for all levels	56
12.5	Scoring parameters	57
12.5.1	Qualifying score	57
12.5.2	Non-qualifying score	58
12.5.3	Disqualification	58

13	GA-RAT-GE	59
13.1	Site specificities according to skill levels.....	59
13.1.1	Novice	59
13.1.2	Advanced.....	60
13.1.3	Expert	60
13.1.4	Champion	61
13.2	Regulations for all levels	62
13.2.1	Start box	62
13.2.2	Enclosure fence	62
13.2.3	Tubes and objects	63
13.2.4	Eligible dogs	63
13.2.5	Entering the ring	63
13.2.6	Praise and rewards.....	63
13.2.7	Identifying the location of the rat(s)	63
13.2.8	Exiting the ring	64
13.3	Scoring parameters	64
13.3.1	Qualifying score	64
13.3.2	Non-qualifying score	64
13.3.3	Disqualification	64
14	WELFARE AND SECURITY OF THE RATS	65
14.1	Welfare of the rats during a trial	65
14.1.1	Tubes cleaning	65
14.2	Tubes recognized by the Association de sports ratiers	65
14.2.1	Material necessary in the making of an official tube for ratting sports	66
14.3	Making the tube.....	66
14.3.1	The PVC tube.....	66
14.3.2	Seethrough cap	66
14.3.3	Opening cap	67
15	SPECTATOR'S CODE OF CONDUCT	69
16	ROLE AND RESPONSIBILITIES OF OFFICIALS.....	70
16.1	Judge	70
16.1.1	General admission requirements.....	70

16.2	Assistant Judge.....	71
17	GUIDELINES FOR ORGANIZING A TRIAL	72
	ANNEXES	73
	Appendix A – Titles Flowchart	73
	Annex B – Summary tables	76
	Annex C – Special cases	82



1 RATting SPORTS - PREFACE

1.1 Association de Sports Ratiers (Ratting Sports Association)

The 'Association de Sports Ratiers' (ASR) is a non-profit association founded in 2018 to promote the use of uniform rules and regulations in rat hunting and to help ratting sports evolve over time. The ASR is committed to promoting various ratting sports games in a competition environment for all dogs regardless of breed thus allowing ratting sports enthusiasts to diversity their experiences in a new association.

1.2 Philosophy

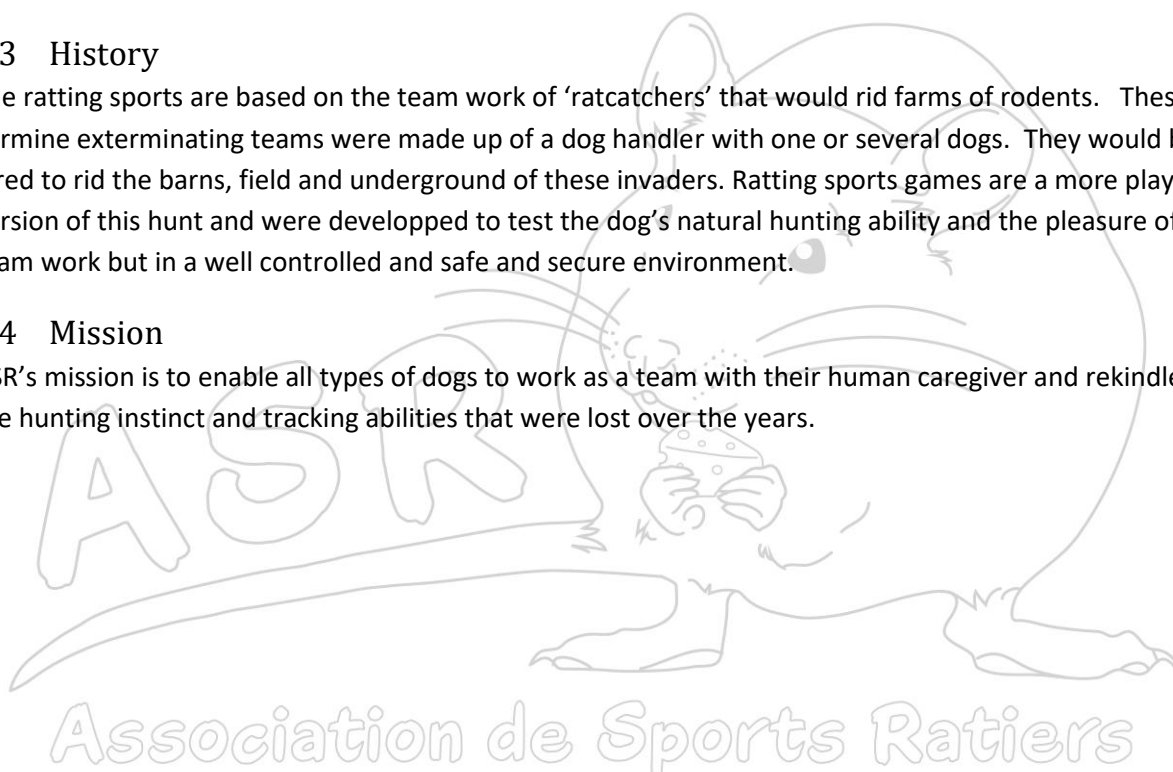
Ratting sports is an entertaining activity that is accessible to all dogs, large or small, young or old, healthy or disabled. It is our pledge that the safety of the dogs or rats will never be at risk.

1.3 History

The ratting sports are based on the team work of 'ratcatchers' that would rid farms of rodents. These vermine exterminating teams were made up of a dog handler with one or several dogs. They would be hired to rid the barns, field and underground of these invaders. Ratting sports games are a more playful version of this hunt and were developed to test the dog's natural hunting ability and the pleasure of team work but in a well controlled and safe and secure environment.

1.4 Mission

ASR's mission is to enable all types of dogs to work as a team with their human caregiver and rekindle the hunting instinct and tracking abilities that were lost over the years.



2 DEFINITIONS

2.1 Sanctioned Trial

A sanctioned trial is a rat hunting event organized according to the ASR rules, judged by two (2) ASR accredited judges and duly registered with the ASR before the event takes place. The results are cumulated in the dog's file maintained by the ASR.

2.1.1 Mini Trial

A mini trial is a sanctioned competition with only one event for one level. A mini trial may be judged by only one (1) accredited judge. As in regular sanctioned trial, participants can't have practice immediately before the mini trial. If such a competition is combined with a practice, the competition portion must take place before the practice.

2.2 Fun Match

A Fun Match is a practice trial that follows the rules of the ASR in all ways. The results are not cumulated in the dog's file. This type of event can be judged by accredited judges, judges in training or student judges (assistant).

2.3 Brush Hunting

Brush hunting takes place in a fenced enclosure indoor or outdoor. The outdoor enclosure can be in a wooded area, cleared and/or partly cleared area. Indoor, the brush is made up of hay, branches etc. The objective of this hunt is for the dog to find and mark the rat tube(s). The dimension of the enclosure, the number of rat tubes to find and the difficulty of rat tube location is based on the level attained by the dog.

2.4 Barn Hunting

Barn hunting takes place in a defined fenced enclosure outdoor or, if indoor, defined by walls and/or fences. The objective of this hunt is for the dog to find and mark all the rat tubes and for the handler to call each find. The dimension of the enclosure, the number of rats to find, the difficulty of location and the addition of virgin tubes or litter tubes is based on the level attained by the dog.

2.5 Go-to-ground Hunting

This type of hunting can be done indoor or outdoor. Wooden tunnels are used to simulate underground rodent tunnels. The tunnels are square and their size naturally limits eligibility to small dogs. The level of difficulty is in the length of the tunnel, the number of tunnels and blinds (turns, dead-ends etc.).

2.6 Dog restraint

The dog's behaviour is the sole responsibility of the handler. To be eligible to compete a dog must be under control before, during and after its trial leg. A dog under control is neither loud nor disruptive to other participants; no incessant barking or aggressive behaviour toward other dogs or humans. Handler must ensure the proper behaviour of their dog(s) at all time to avoid any incidents or accidents.

2.7 Veteran dog

Is considered veteran all dogs of

- 11 years and over, for dogs under 16" at the shoulder
- 9 years and over, for dogs between 16" and 24" at the shoulder
- 7 years and over for dogs 24" and over at the shoulder

2.8 Stack

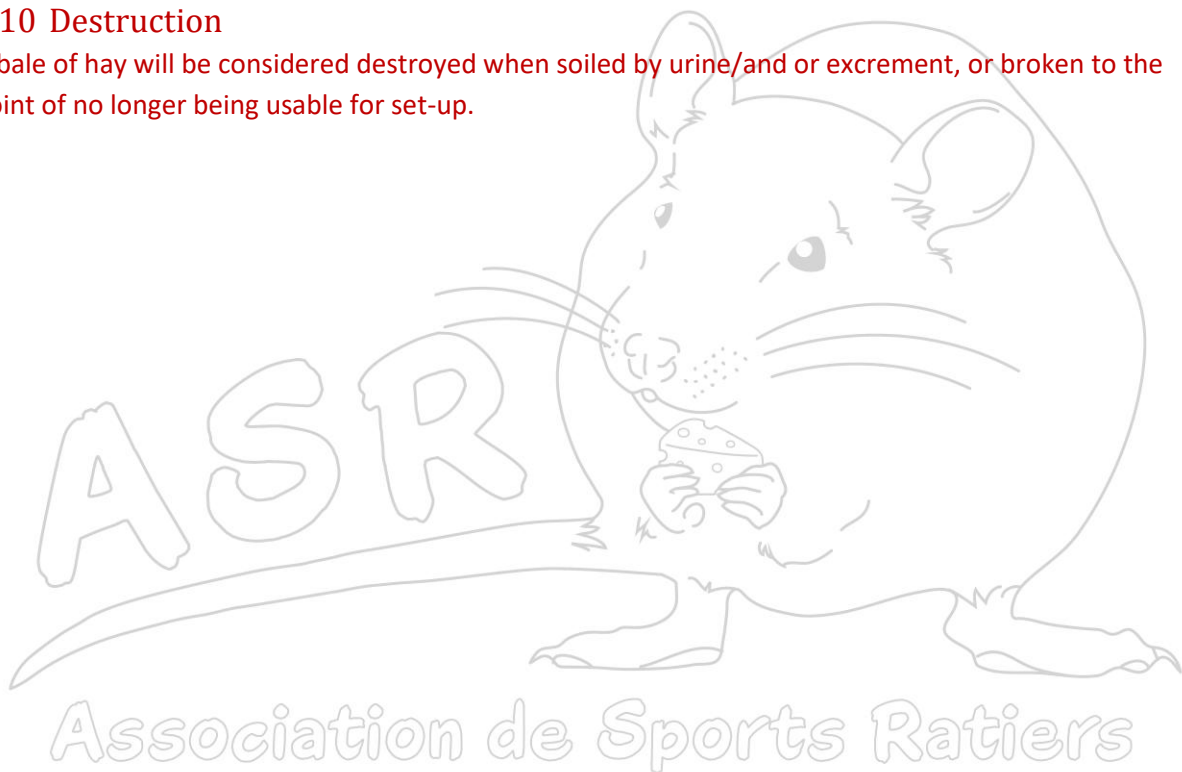
A stack is defined as an elevation formed with bales of hay.

2.9 Litter

The litter consists of fabric, paper, or any substrate impregnated with excrement and/or urine of rats less than 2 weeks old. If a substrate other than fabric or paper is used, it must be inserted into a nylon stocking or a net to ensure that everything remains inside the tube.

2.10 Destruction

A bale of hay will be considered destroyed when soiled by urine/and or excrement, or broken to the point of no longer being usable for set-up.



3 GENERAL RULES

3.1 Dogs eligible to compete

- 6 months' dog or older with an identification number (ID#) from ASR
- Any purebreed or mix dog
- Female in season wearing panties everywhere on the site of the competition
 - The participant must inform the hosting club as soon as possible, latest at the beginning of the competition, so the running order can be adjusted. A female in season will always run the last in its class.
- If handicapped or with limited abilities, the dog can run at the judge's discretion. The dog must not be in pain.

3.2 Judge decisions

All decisions rendered by the judge are final and non negotiable.

3.3 Dogs are grouped based on the CKC Breed Standards

- Group 1: Sporting dogs
- Group 2: Hounds
- Group 3: Working dogs
- Group 4: Terriers
- Group 5: Toy dogs
- Group 6: Non-Sporting dogs
- Group 7: Herding dogs

Note: For mixed-breed dogs, the participant registers his dog in the group that is the closest fit. At anytime, the judge can reassign the dog to a different group that he deems more appropriate if the differences between the dog's characteristics and the chosen group are obvious.

3.4 Code of conduct

3.4.1 Participants with disabilities

- Accomodation is at the discretion of the hosting club. The participant must inform the organizers of their particular needs when registering to give organizers time to process their request efficiently.

3.4.2 Dog aggression

- It is understood that each participant is solely responsible for the proper conduct of their dog(s). A participant, whose dog poses a threat and / or whose behaviour can become aggressive to other participants or dogs, must take all necessary precautions to keep other participants visually informed with accessories (yellow scarf or harness) and / or control their dog's behaviour with the proper equipment (gentle leader, muzzle).
- Any aggressive behaviour toward another dog or human will result in immediate expulsion from the competition with no refund.

- Any aggressive behaviour toward another dog or human during a multiple-dog game (ex. relay) will mean banishment for life of that dog from that game.
- Expulsion sentence can be ruled by the judges or a member of the organizing committee of the event.
- In case of aggression during a competition, a report of the incident/accident must be filled and sent to the ASR.

3.4.3 Misconduct or Lack of sportsmanship

- If the judge or an official of the competition observes unsportsmanlike behaviour by a participant, he will be dismissed from the trial and requested to leave the competition site immediately with no refund.
- **Non-exhaustive** examples of lack of sportsmanship:
 - Screaming, hitting, rough handling or general abuse of a dog
 - Harassing, shouting, humiliating or intentionally shoving an official or other competitor

3.4.4 Dog restraint

- The owner or the person responsible for the dog must always have control over the dog(s).

3.5 Procedures

- It is the participant's responsibility to verify his registration with the event's secretary before the beginning of the game he is registered for. If a participant is not registered in due time, it is possible that participation in the event will be refused and no refund will be granted.
- The participant must attend the general briefing given before each game he is registered for.
- The participant must ensure he is present at his turn in the running order. Absence could mean elimination with no possibility of rescheduling and no refund.
- For all levels and games of rat hunting chokers, stud collars, ecollars, gentle leaders, toys and treats are not allowed **in the ring**. The use of any of these items or extendable leashes around the ring is at the discretion of the host club and/or the province where the event is taking place.
A participant who wishes can put a muzzle on his dog during the search.
- Out of respect for the club hosting the event (hay-bale expenses, hygiene of premises, etc), for all those who work in the ring and the other participants, a dog who relieves itself in the ring is disqualified and the team must leave the ring immediately.
 - A male with a belly band or a female with panties who relieves itself in the ring will not be penalized or disqualified if all remains in the belly band or the pantie.
 - An odourless disinfectant (such as Knok Out or an equivalent product) must be used to clean the area where the dog relieved itself.
- The following participant must wait for the preceding team to leave the ring with the dog under control, before approaching the ring. The team must wait for the judge's permission before entering the ring.
- The participant must enter the ring with his dog under control (with or without a leash)
- The participating team must go to the start box or the defined start area and wait for the judge's signal.

- When ready, the judge will give the signal when the participant can release his dog
- Time starts when the dog's four paws are out of the start box
- As long as the dog is in the starting box, the participant can talk and stimulate his dog as much as he wants. As soon as the dog leaves the box, the handler must keep quiet and follow the judges' instructions.
- The participant must quickly control his dog when the rat has been found and marked to avoid any unnecessary roughness of the tube and rat
- The dog must be under control when leaving the ring (with or without leash)
- A participant can be disqualified if rules and regulations are not adhered to.
- A dog who destroys without really searching or soils a bale will be automatically eliminated
- A dog who destroys a bale while still searching could be eliminated, at the discretion of the judges.
- A financial penalty equal to the cost of the bale may be claimed from the participant whose dog destroys a bale
- When there are several rats to find, it is possible for the rat wrangler to stay inside the ring while the dog is searching. A participant can always request that the rat wrangler stays outside the ring.

3.6 Titles

Ribbons and/or rosettes will be given for qualifying scores and titles. A certificate will be given by the ASR for each title obtained.

Master Category: For Barn Hunting and Bush Hunting, the participant whose dog has obtained his Novice, Advanced, Expert or Champion title may, if he wishes, continue to compete at a given level even after obtaining its title. The Master category is optional and can be used for a dog that is not ready to compete at a higher level. In the same competition, a dog can run in the Master class while continuing its level in the regular class.

See the titles chart in the addendums

INSTINCT TITLES:

- Brush hunting (Chasse en broussailles - ICBR) and Barn hunting (Chasse en grange - ICGR)
 - This title is granted to any novice dog that qualify in one of their first two trials ever attempted (actual trials or FEO) for each discipline. If unsuccessful, the dog will never be able to receive this title. **This title is not a prerequisite for obtaining the Novice title.**
- Go-to-ground (Chasse en terrier artificiel - ICTA)
 - This title is granted to any novice dog that qualify in one of their first three trials ever attempted (actual trial or FEO). If unsuccessful, the dog will never be able to receive this title. **This title is not a prerequisite for obtaining the Novice title.**

NOVICE TITLE: 3 Q in novice level

NCGR – NCBR – NCTA

MASTER NOVICE TITLE : 13 Q in Novice Level

MNCGR – MNCBR**ADVANCED TITLE:** 4 Q in advanced level

ACGR – ACBR – ACTA

MASTER ADVANCED TITLE : 14 Q in advanced level

MACGR – MACBR

EXPERT TITLE: 5 Q in expert level

ECGR – ECBR – ECTA

MASTER EXPERT TITLE : 15 Q in master level

MECGR – MECBR

CHAMPION TITLE: 7 Q in Champion level

ChCGR – ChCBR – ChCTA

MASTER CHAMPION TITLE : 17 Q in Champion level

ChCGR – ChCBR

GRAND CHAMPION TITLE: 8 Q in Grand Champion level

GChCGR – GChCBR

Starting January 1, 2025, the Grand Champion level will be optional. Members who have already accumulated Grand Champion qualifiers will have the opportunity to continue accumulating qualifiers to complete their title. This option will be valid for a maximum of 2 years, i.e. until December 31, 2026, then the accumulated qualifiers will be automatically transferred to the Master category to obtain the title of Master Champion and the Grand Champion level will no longer be offered.

EXCELLENT TITLE: 10 Q in Excellent level

CGRX – CBRX – CTAX

EXCELLENT BRONZE TITLE: 15 Q in Excellent level

CGRXBr – CBRXBr – CTAXBR

EXCELLENT SILVER (ARGENT) TITLE: 20 Q in Excellent level

CGRXAr – CBRXAr – CTAXAr

EXCELLENT GOLD (OR) TITLE: 25 Q in Excellent level

CGRXOr – CBRXOr – CTAXOr

OUTSTANDING HUNTER (CHASSEUR ÉMÉRITE) TITLE: 30 Q in Excellent level

CEmCGR – CEmCBR – CEmCTA



RELAY TITLE: 2 Q

REGR - REBR

RELAY BRONZE TITLE: 5 Q **total**

REGRBr - REBRBr

RELAY SILVER TITLE: 10 Q **total**

REGRAr - REBRAr

RELAY GOLD TITLE: 20 Q **total**

REGROr - REBROr

RELAY OUTSTANDING HUNTER TITLE: 40 Q **total**

REGREm - REBREm

COMBO TITLE: 2 Q

CO

COMBO BRONZE TITLE: 5 Q **total**

COBr

COMBO SILVER TITLE: 10 Q **total**

COAr

COMBO GOLD TITLE: 20 Q **total**

COOr

COMBO OUTSTANDING HUNTER TITLE: 40 Q **total**

COEM

"4 by 4" TITLE: 2 Q

4 par 4

"4 by 4" BRONZE TITLE: 5 Q **total**

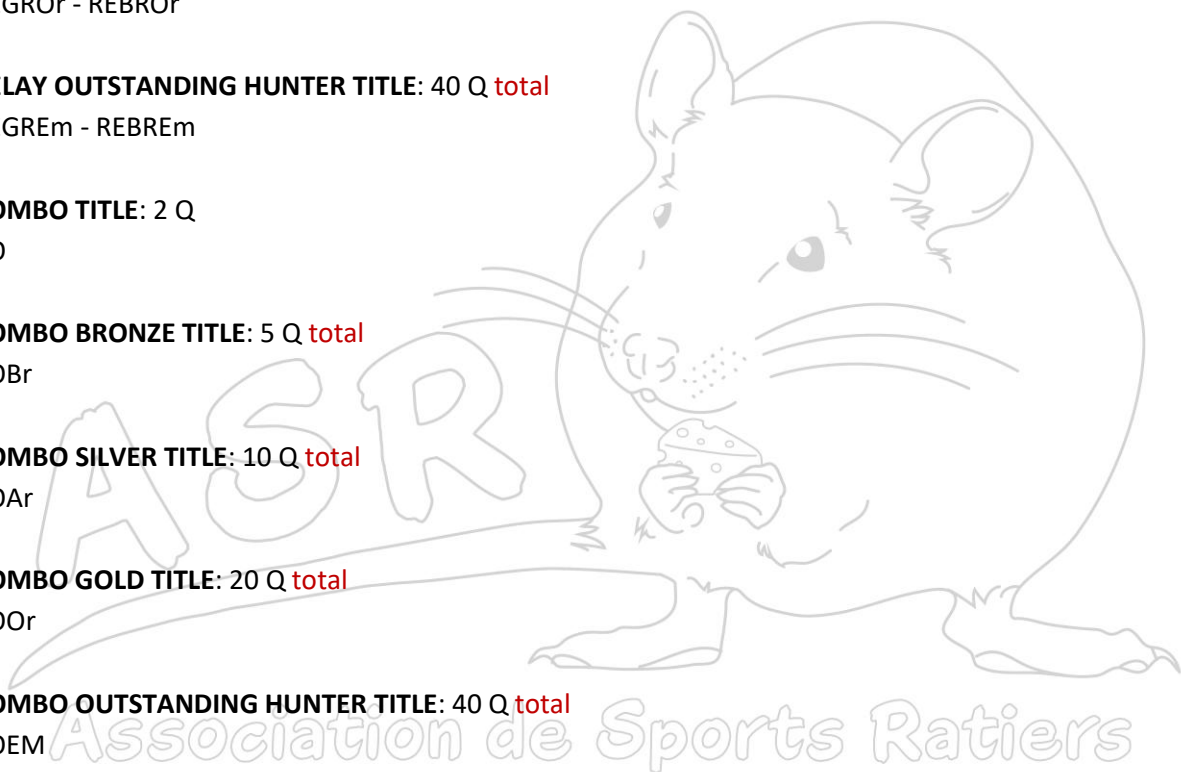
4 par 4Br

"4 by 4" SILVER TITLE: 10 Q **total**

4 par 4Ar

"4 by 4" GOLD TITLE: 20 Q **total**

4 par 4Or



“4 by 4” OUTSTANDING HUNTER TITLE: 40 Q total

4 par 4Em

CHALLENGE (DÉFI) TITLE : 2 Q

DE

CHALLENGE (DÉFI) BRONZE TITLE: 5 Q total

DEBr

CHALLENGE (DÉFI) SILVER TITLE: 10 Q total

DEAr

CHALLENGE (DÉFI) GOLD TITLE: 20 Q total

DEOr

CHALLENGE (DÉFI) OUTSTANDING HUNTER TITLE: 40 Q total

DEEm

NOVICE RATISSAGE TITLE : 5 Q in Novice level

RATIno

ADVANCED RATISSAGE TITLE : 7 Q in advanced level

RATlav

EXPERT RATISSAGE TITLE : 10 Q in Expert level

RATlex

NOVICE GA-RAT-GE TITLE : 3 Q in Novice level

GRGN Int – GRGN Ext

ADVANCED GA-RAT-GE TITLE : 4 Q in advanced level

GRGA Int – GRGA Ext

EXPERT GA-RAT-GE TITLE : 5 Q in Expert level

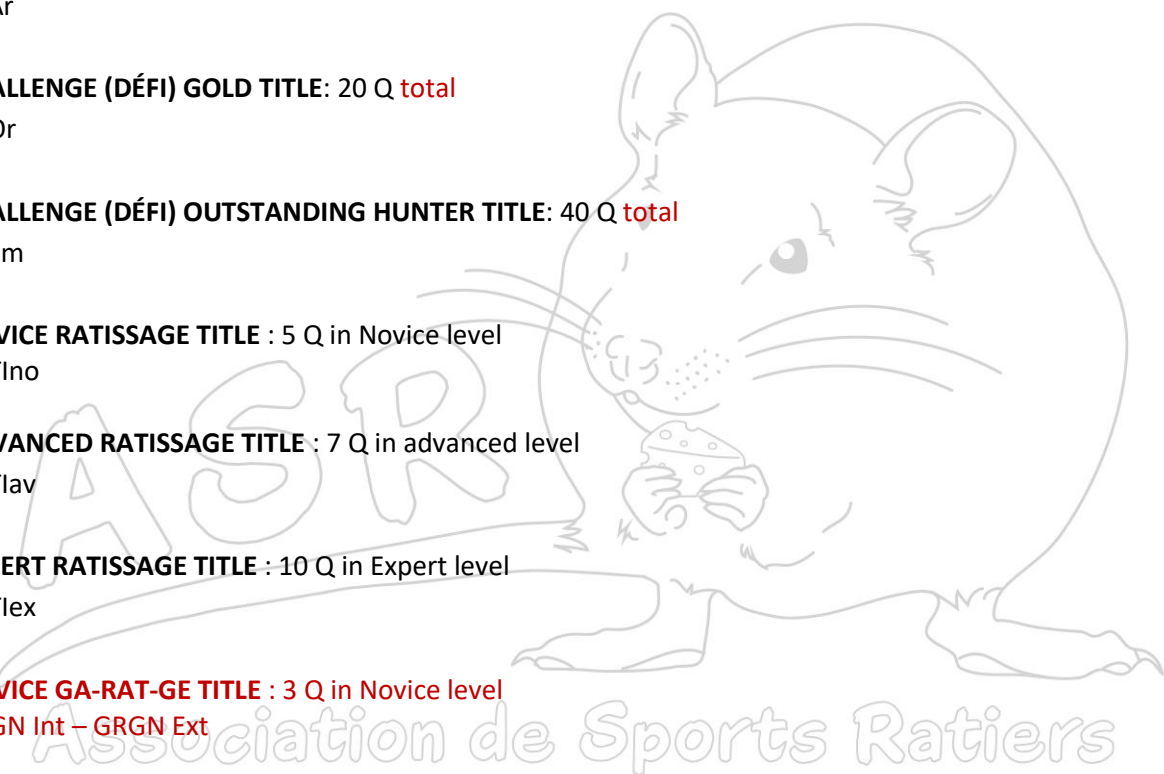
GRGE Int – GRGE Ext

CHAMPION GA-RAT-GE TITLE : 10 Q in Champion level

GRGCh Int – GRGCh Ext

CHAMPION BRONZE GA-RAT-GE TITLE : 15 Q in Champion level

GRGChBr Int – GRGChBr Ext



CHAMPION SILVER (ARGENT) GA-RAT-GE TITLE : 20 Q in Champion level

GRGChAr Int – GRGChAr Ext

CHAMPION GOLD (OR) GA-RAT-GE TITLE : 25 Q in Champion level

GRGChOr Int – GRGChOr Ext

OUTSTANDING CHAMPION GA-RAT-GE TITLE : Interior and Exterior Gold Title

GRGChEm

3.7 Ribbons/Rosettes

Ribbons and/or rosettes will be given for qualifying scores and titles (including Instinct Title). The use of badges/medals is allowed in place of ribbons/roses provided that the full ASR logo is present as well as the event and placement and they must have been approved by the organization's Board of Directors.

For Barn hunting, Brush hunting and Go-to-ground, rosettes or general classification ribbons (all groups combined) will be given for overall first three places. **Dogs entered in the Master category are not considered in the general placement.**

It is at the organizing club discretion to:

- Give ribbons or rosettes for the individual groups' top three places.
- Give ribbons or rosettes for top three places in all other games.
- Add 'Special' tag to any rosette earned by a dog with special condition (see Annex C)
- The use of badges, medals or other is allowed at all times if given along with ribbons/roses. If used in replacement of ribbons/roses, the association logo must be present as well as the placement and they must have been approved by the organization's Board of Director.

Only qualifying scores (Q) are eligible for official placement.

Association de Sports Ratiers

4 BRUSH HUNTING

4.1 Site specificities according to skill levels

4.1.1 Novice (and Instinct)

4.1.1.1 Construction parameters

4.1.1.1.1 Indoor or outdoor enclosure dimensions

- 200 square feet
- Minimum of 10 feet in width

4.1.1.1.2 Equipment and materials for indoor

- 7 to 9 bales of hay
- 1 stack

4.1.1.1.3 Equipment and materials for outdoor

- Site permitting branches, leaves, brush, holes, rocks or any natural material can be used to create decoys or hides
- All non-natural materials used, and especially 'human' materials (pallet, tire, trailer, etc.) must be safe for both dogs and humans.
- Otherwise use 7 to 9 bales in 1 stack as for indoor

4.1.1.2 Sex and quantity of rats

- 1 rat, male and/or female. However, the choice of sex must remain the same throughout the competition to ensure fairplay to all competitors.

4.1.2 Advanced

4.1.2.1 Construction parameters

4.1.2.1.1 Indoor or outdoor enclosure dimensions

- 300 square feet
- Minimum of 10 feet in width

4.1.2.1.2 Equipment and materials for indoor

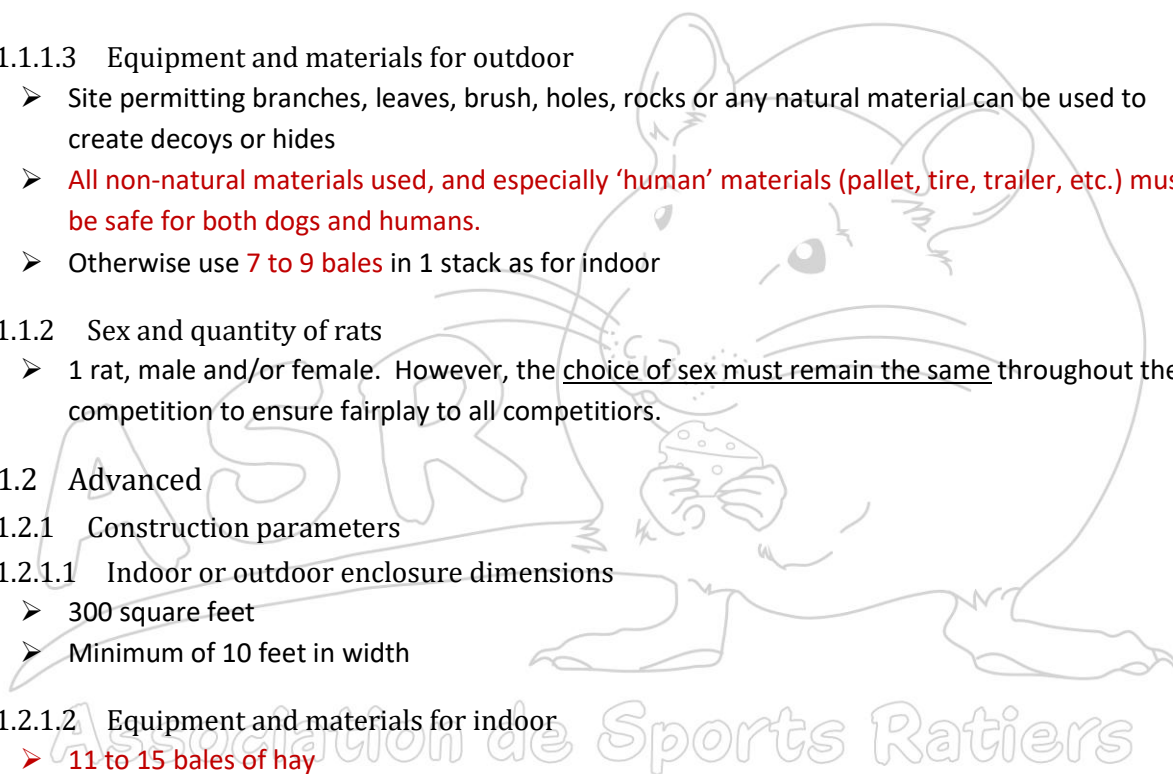
- 11 to 15 bales of hay
- 2 stacks

4.1.2.1.3 Equipment and materials for outdoor

- Site permitting branches, leaves, brush, holes, rocks or any natural material can be used to create decoys or hides
- All non-natural materials used, and especially 'human' materials (pallet, tire, trailer, etc.) must be safe for both dogs and humans.
- Otherwise use 11 to 15 bales in 2 stacks as for indoor

4.1.2.2 Sex and quantity of rats

- 1 rat, male and/or female. However, the choice of sex must remain the same throughout the competition to ensure fairplay to all competitors.



4.1.3 Expert

4.1.3.1 Construction parameters

4.1.3.1.1 Indoor or outdoor enclosure dimensions

- 400 square feet
- Minimum of 10 feet in width

4.1.3.1.2 Equipment and materials for indoor

- 20 to 25 bales of hay
- 5 stacks

4.1.3.1.3 Equipment and materials for outdoor

- Site permitting branches, leaves, brush, holes, rocks or any natural material can be used to create decoys or hides
- All non-natural materials used, and especially 'human' materials (pallet, tire, trailer, etc.) must be safe for both dogs and humans.
- Otherwise use 20 to 25 bales in 5 stacks as for indoor

4.1.3.2 Sex and quantity of rats

- 1 rat, male and/or female. However, the choice of sex must remain the same throughout the competition to ensure fairplay to all competitors.

4.1.4 Champion (and Grand Champion)

Note: Starting January 1, 2025, the Grand Champion level will be optional. Members who have already accumulated Grand Champion qualifiers will have the opportunity to continue accumulating qualifiers to complete their title. This option will be valid for a maximum of 2 years, i.e. until December 31, 2026, then the accumulated qualifiers will be automatically transferred to the Master category to obtain the title of Master Champion and the Grand Champion level will no longer be offered.

4.1.4.1 Construction parameters

4.1.4.1.1 Indoor or outdoor, if done as if in artificial area, enclosure dimensions

- 400 square feet
- Minimum of 10 feet in width

4.1.4.1.2 Outdoor enclosure dimensions in a natural environment

- 600 square feet
- Minimum of 20 feet in width

4.1.4.1.3 Equipment and materials for indoor

- 25 to 30 bales of hay
- 6 stacks

4.1.4.1.4 Equipment and materials for outdoor

- Site permitting branches, leaves, brush, holes, rocks or any natural material can be used to create decoys or hides

- All non-natural materials used, and especially 'human' materials (pallet, tire, trailer, etc.) must be safe for both dogs and humans.
- Otherwise use 25 to 30 bales in 6 stacks as for indoor

4.1.4.2 Sex and quantity of rats

- 2 rats, male and/or female. However, the choice of sex must remain the same throughout the competition to ensure fairplay to all competitors.

4.1.5 Excellent

4.1.5.1 Construction parameters

4.1.5.1.1 Indoor or outdoor, if done as if in artificial area, enclosure dimensions

- 400 square feet
- Minimum of 10 feet in width

4.1.5.1.2 Outdoor enclosure dimensions in a natural environment

- 600 square feet
- Minimum of 20 feet in width

4.1.5.1.3 Equipment and materials for indoor

- 30 to 35 bales of hay
- 6 stacks minimum

4.1.5.1.4 Equipment and materials for outdoor

- Site permitting branches, leaves, brush, holes, rocks or any natural material can be used to create decoys or hides
- All non-natural materials used, and especially 'human' materials (pallet, tire, trailer, etc.) must be safe for both dogs and humans.
- Otherwise use 30 to 35 bales in a minimum of 6 stacks

4.1.5.2 Sex and quantity of rats

- 3 rats, male and/or female. However, the choice of sex must remain the same throughout the competition to ensure fairplay to all competitors.

4.2 Regulations for all levels

4.2.1 Start box

4.2.1.1 Placement

- The box must be inside the enclosure
- Minimum distance of 5 feet from any stack

4.2.1.2 Dimensions

- 4 feet wide by 3 feet deep

4.2.2 Enclosure fence

- Minimum height 3 feet

- Made of material visible to the dog
- Anchored to the ground solidly enough so dogs cannot go under

4.2.3 Placement of rat tubes

- In Novice, Advanced and Expert, only one tube is used.
- In Champion (Grand Champion), two tubes are used.
- In Excellent, three tubes are used.
- At all times the tube(s) must be completely hidden at 360 degrees in both natural and artificial environments. It is (they are) therefore completely invisible to the participant and their dog.
- In Novice and Advanced only white tubes will be used. At Expert level and above, it is permitted to use white, black, gray or brown tubes. If colored tubes are used, they must be used for both rats and litter.
- Tube(s) must be accessible for all sizes dogs. Dog must be able to reach the tube(s) without having to destroy stack(s).
- Tube(s) must remain at the same location(s) for all teams in a given level
- In an artificial environment (indoor or outdoor), for Novice, Advanced and Expert levels, the tubes are placed on the ground, hidden between the bales and covered. For Champion (Grand Champion) level, the tubes can be placed in height, on a haystack, and not visible. For the Excellent level, at least one of the tubes must be placed in height, on a haystack, and not visible.
- In an artificial environment, for Novice and Advanced levels, the tube is buried 2" and hidden by loose hay.
- In an artificial environment, for Champion (Grand Champion) level, the tube is buried 4" to 6" and hidden by packed hay. The less deep the tube is hidden, the more the hay covering it is packed.
- In an artificial environment, for Excellent level, the tube is buried 4" to 6" and hidden by packed hay. The less deep the tube is hidden, the more the hay covering it is packed.
- In a natural environment, for Novice and Advanced levels, all the tubes are buried in the ground. For Expert and above levels, possibility of placing the tubes at height (maximum 24") if the terrain allows it in a safe manner for the rat and for the dog otherwise they will be buried in the ground.
- In a natural environment, if the land used is completely clear, it is possible to use hay bales and/or undone hay bales to cover the ground.
- Participant knows the tube(s) hide location prior to enter the ring

4.2.4 Eligible dogs

- As stipulated in the General Rules and Regulations
- In a sanctioned trial, the dog must compete in its current level unless registered in Master category.
- A competing dog cannot do a For Exhibit Only (FEO) hunt and a sanctioned hunt in the same competition

4.2.5 Entering the ring

- The dog must be under control with or without leash

- For security reasons, the participant must wait at a safe distance from the gate for the previous team to leave the ring and for the judge and/or the gate to give the go-ahead before entering the ring

4.2.6 Praise and rewards

- Upon confirmation by the judge that the rat has been found, verbal and physical encouragements will be permitted but no treats or toys will be tolerated in the ring out of respect for the following teams.

4.2.7 Identifying the location of the rat(s)

- **The judge stops time when he considers that the dog clearly and unequivocally demonstrates the presence of the rat through a significant change in behavior. A sustained indication time of 3 to 5 seconds is required for dogs whose indication is less obvious (pointing, freezing, nose touch, light scratching, etc.). The distance between the dog's nose and the tube should be less than 1 foot. For dogs whose marking is obvious (biting the tube, diving on the tube, intensely scratching the tube, etc.) the time of 3 to 5 seconds is not required to ensure the safety of the rat.**
- Initially, and for a period varying depending on the level, only the dog is allowed to enter the field. The participant is entitled to a starting command and must then remain in the starting box, **in silence and without making any noise**. He must wait for the judge's permission to leave the box in order to help his dog.
- During the qualifying time remaining (depending on the level), the participant can join his dog and position himself near the tube to help him focus his search but must remain silent and is not allowed to point or to lean towards the tube.
- Under no circumstances may the participant touch his dog or the tube during qualifying time otherwise the team is disqualified.
- When the time allowed for a qualifying score has elapsed, and up to the total time allowed, the participant may touch his dog, speak, point and / or bend over to help him "find" the rat.
- A total of 2 minutes is allowed to find the rat.

4.2.8 Exiting the ring

- When leaving the ring, the dog must always be under control (with or without leash).

4.3 Scoring parameters for all levels

4.3.1 Qualifying score

The team will earn a qualifying score when the rat is identified, to the satisfaction of the judge, within the following parameters:

- Novice: 80 seconds (60 seconds without help)
- Advanced: 70 seconds (60 seconds without help)
- Expert: 60 seconds (no help)
- **Champion (and Grand Champion) in artificial environment: 60 seconds (no help)**
- **Champion (and Grand Champion) in natural environment: 65 seconds (no help)**
- **Excellent in artificial environment: 80 seconds (no help)**

- **Excellent in natural environment: 85 seconds (no help)**

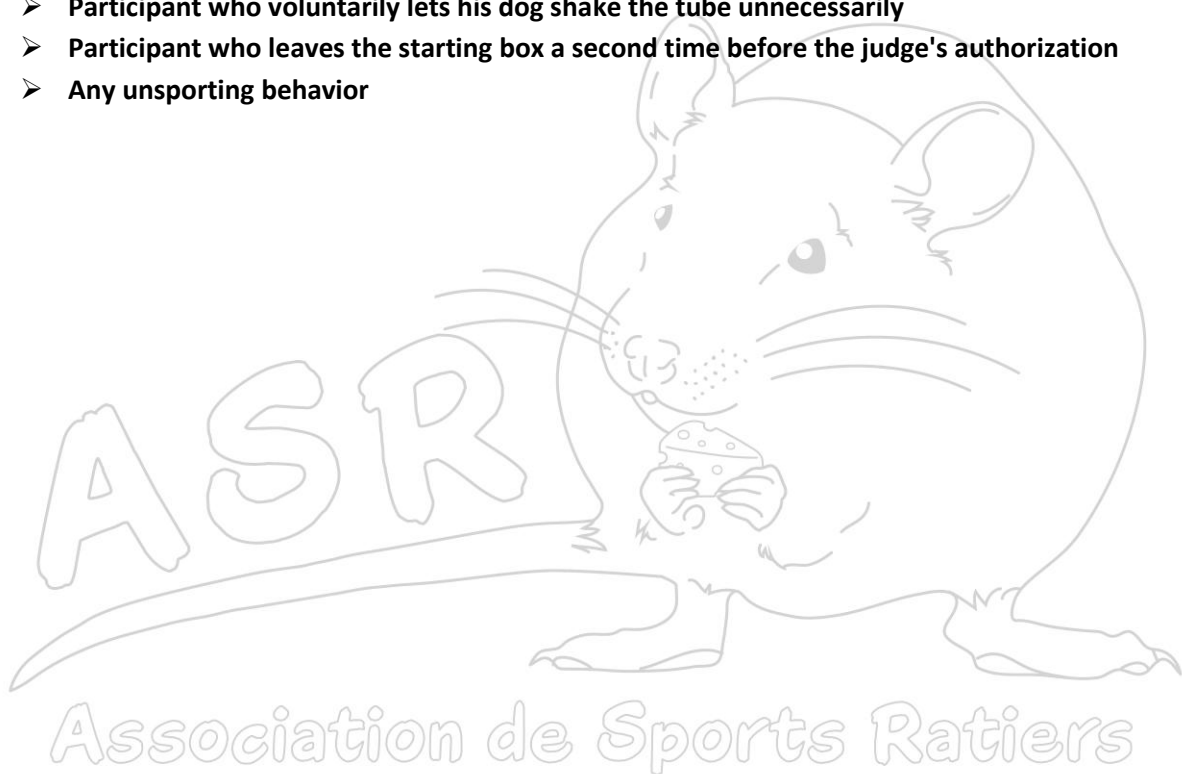
Note: An additional 15 secondes is added at the end of the qualifying time for veteran dogs

4.3.2 Non-qualifying score

- The team exceeds the time allowed per level to find the location of the rat to the satisfaction of the judge
- Participant who leaves the box for the first time before the judge's authorization

4.3.3 Disqualification

- **Touching the dog or the tube while in the ring without the judge's permission**
- **Talk or make noise without the judge's permission**
- **Participant who voluntarily lets his dog shake the tube unnecessarily**
- **Participant who leaves the starting box a second time before the judge's authorization**
- **Any unsporting behavior**



5 BARN HUNTING

5.1 Site specificities according to skill levels

5.1.1 Novice (and Instinct)

5.1.1.1 Construction parameters for indoor or outdoor enclosure

- 200 square feet
- Minimum of 10 feet in depth

5.1.1.2 Equipment and materials

- **7 to 9 bales** of hay stacked up to 2 levels
- All in a straight line

5.1.1.3 Sex and quantity of rats

- 1 rat, male and/or female. However, the choice of sex must remain the same throughout the competition to ensure fairplay to all competitors.

5.1.1.4 Tube placement

- 3 tubes are to be used
 - 1 empty and odorless, 1 with litter and 1 with rat
 - **The tube containing the rat can contain a cloth for the confort of the rat as long as it is clean as to not be confused with litter (see definition in section 2).**
- Tubes must be visible and the front of the tubes must protrude approximately 1 inch from the front of the bales.
- Tubes must be at ground level
- **Tubes may be anchored or not. If not anchored, one must ensure that the tube identification (empty, litter and rat) is discreet enough not to be visible to the participant if the dog completely pulls out the tube.**
- The competing team does not know where the rat is

5.1.2 Advanced

5.1.2.1 Construction parameters for indoor or outdoor enclosure

- 300 square feet
- Minimum of 10 feet in depth

5.1.2.2 Equipment and materials

- **11 to 15 bales** of hay stacked up to 2 levels minimum
- All in a straight line

5.1.2.3 Sex and quantity of rats

- 1 rat, male and/or female. However, the choice of sex must remain the same throughout the competition to ensure fairplay to all competitors.

5.1.2.4 Tube placement

- 4 tubes are to be used

- 1 empty and odorless, 2 with litter and 1 with rat
- The tube containing the rat can contain a cloth for the confort of the rat as long as it is clean as to not be confused with litter (see definition in section 2).
- Tubes must be visible and the front of the tubes must be aligned with the front of the bales (not protruding).
- Tubes must be at ground level
- Tubes may be anchored or not. If not anchored, one must ensure that the tube identification (empty, litter and rat) is discreet enough not to be visible to the participant if the dog completely pulls out the tube.
- The competing team does not know where the rat is

5.1.3 Expert

5.1.3.1 Construction parameters for indoor or outdoor enclosure

- 400 square feet
- Minimum of 10 feet in depth

5.1.3.2 Equipment and materials

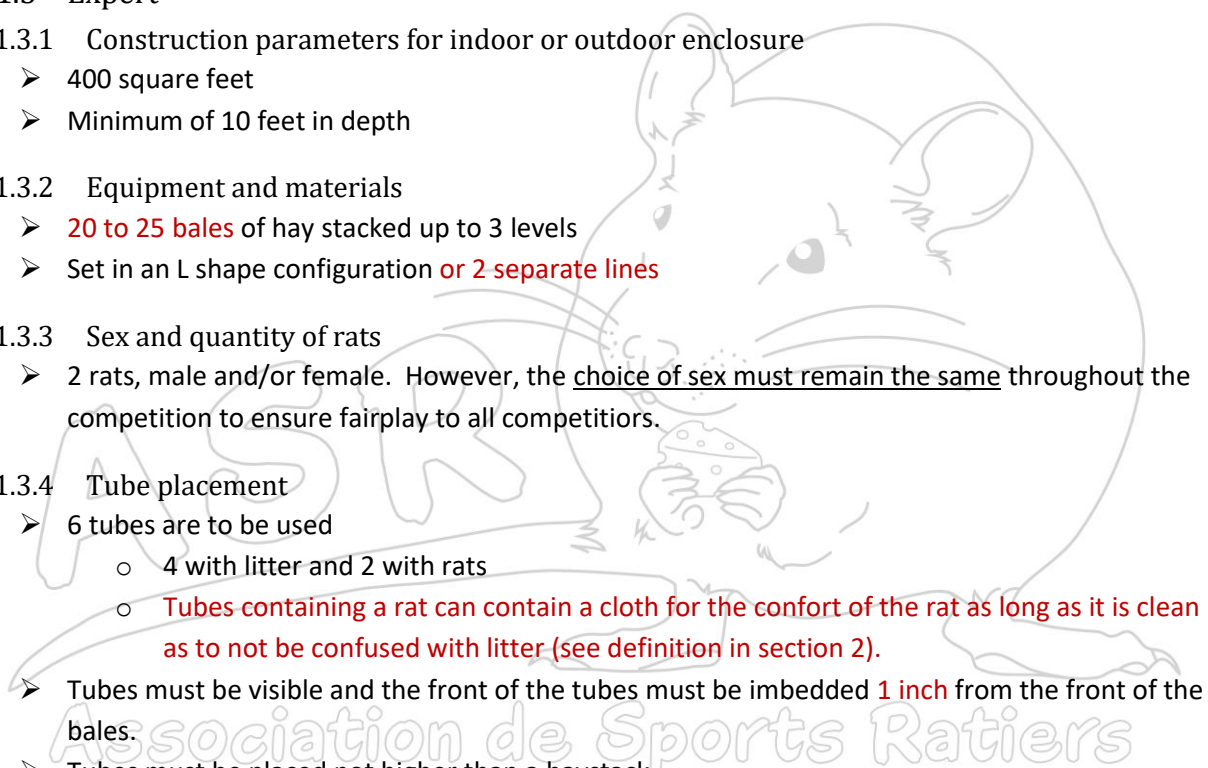
- 20 to 25 bales of hay stacked up to 3 levels
- Set in an L shape configuration or 2 separate lines

5.1.3.3 Sex and quantity of rats

- 2 rats, male and/or female. However, the choice of sex must remain the same throughout the competition to ensure fairplay to all competitors.

5.1.3.4 Tube placement

- 6 tubes are to be used
 - 4 with litter and 2 with rats
 - Tubes containing a rat can contain a cloth for the confort of the rat as long as it is clean as to not be confused with litter (see definition in section 2).
- Tubes must be visible and the front of the tubes must be imbedded 1 inch from the front of the bales.
- Tubes must be placed not higher than a haystack
- Tubes must be spread over two levels (on the ground and on the top of the first row of haystacks).
 - At least two of the tubes will be placed in height.
 - The rats can be 2 on the ground, 2 in height or 1 on each level.
- Tubes may be anchored or not. If not anchored, one must ensure that the tube identification (empty, litter and rat) is discreet enough not to be visible to the participant if the dog completely pulls out the tube.
- The competing team does not know where the rats are



5.1.4 Champion (and Grand Champion)

Note: Starting January 1, 2025, the Grand Champion level will be optional. Members who have already accumulated Grand Champion qualifiers will have the opportunity to continue accumulating qualifiers to complete their title. This option will be valid for a maximum of 2 years, i.e. until December 31, 2026, then the accumulated qualifiers will be automatically transferred to the Master category to obtain the title of Master Champion and the Grand Champion level will no longer be offered.

5.1.4.1 Construction parameters for indoor or outdoor enclosure

- 400 square feet
- Minimum of 15 feet in depth

5.1.4.2 Equipment and materials

- 25 to 30 bales of hay stacked up to 3 levels
- Possible configurations:
 - All bales in a U shape with a minimum width of 12 feet
 - 2 distinct “L” shapes separated by a minimum of 5 feet
 - 3 straight lines on 3 sides of the enclosure
 - ‘T’ shape

5.1.4.3 Sex and quantity of rats

- 2 rats, male and/or female. However, the choice of sex must remain the same throughout the competition to ensure fairplay to all competitors.

5.1.4.4 Tube placement

- 7 or 8 tubes are to be used
 - 5 or 6 with litter and 2 with rats
 - Tubes containing a rat can contain a cloth for the confort of the rat as long as it is clean as to not be confused with litter (see definition in section 2).
- Tubes must be visible and the front of the tubes must be imbedded 2 inches from the front of the bales.
- Tubes must be placed not higher than a haystack
- Tubes must be spread over two levels (on the ground and on the top of the first row of haystacks).
 - The rats can be both on the ground, both in height or 1 on each level.
- Tubes may be anchored or not. If not anchored, one must ensure that the tube identification (empty, litter and rat) is discreet enough not to be visible to the participant if the dog completely pulls out the tube.
- The competing team does not know where the rats are

5.1.5 Excellent

5.1.5.1 Construction parameters for indoor or outdoor enclosure

- 400 square feet
- Minimum of 15 feet in depth

5.1.5.2 Equipment and materials

- 30 to 35 bales of hay stacked up to 3 levels
- Possible configurations:
 - ⊖ All bales in the shape of a double "L" (2 "L" back to back) with a minimum of one bale placed at the end to form a large "T".
 - A double "U"
 - An "H"

5.1.5.3 Sex and quantity of rats

- 3 rats, male and/or female. However, the choice of sex must remain the same throughout the competition to ensure fairplay to all competitors.

5.1.5.4 Tube placement

- 9 to 11 tubes are to be used
 - 6 to 8 with litter and 3 with rats
 - Tubes containing a rat can contain a cloth for the confort of the rat as long as it is clean as to not be confused with litter (see definition in section 2).
- Tubes must be visible and the front of the tubes must be imbedded 2 inches from the front of the bales.
- Tubes must be placed not higher than a haystack
- Tubes must be spread over two levels: on the ground and on the top of the first row of hay bales and distributer on the different sides according to the chosen arrangement.
 - The rats can be all on the ground, all in height or some on each level.
- Tubes may be anchored or not. If not anchored, one must ensure that the tube identification (empty, litter and rat) is discreet enough not to be visible to the participant if the dog completely pulls out the tube.
- The competing team does not know where the rats are

5.2 Regulations for all levels

5.2.1 The start box

5.2.1.1 Placement

- The box must be inside the enclosure

5.2.1.2 Dimensions

- 4 feet wide by 3 feet deep

5.2.2 Enclosure fence

- Minimum height 3 feet
- Made of material visible to the dog
- Anchored to the ground solidly enough so dogs cannot go under

5.2.3 Placement of rat tubes

- As previously stated in the area specifics

- Can be changed between competing teams to ensure competitors do not know the placement(s) of the rat tube(s)

5.2.4 Eligible dogs

- As stipulated in the General Rules and Regulations
- In a sanctioned trial, the dog must compete in its current level **unless registered in Master category.**
- A competing dog cannot do a For Exhibit Only (FEO) hunt and a sanctioned hunt in the same competition

5.2.5 Entering the ring

- The dog must be under control with or without leash
- For security reasons, the participant must wait at a safe distance from the gate for the previous team to leave the ring and for the judge and/or the gate to give the go-ahead before entering the ring

5.2.6 Praise and rewards

- Upon confirmation by the judge that the rat has been found, verbal and physical encouragements will be permitted but no treats or toys will be tolerated in the ring out of respect for the following teams.

5.2.7 Identifying the location of the rat(s)

- The tubes are hidden between the haystacks, visible to the participant and the judge. Their number varies according to the level: see table in section 5.3.
- **In Novice and Advanced only white tubes will be used. At Expert level and above, it is allowed to use white, black, gray or brown tubes. If colored tubes are used, they must be used for rats(s) as well as litter.**
- The participant and his dog enter the ring together.
- The team has 90 seconds to find the number of rats as determined by the level.
- The participant must remain silent and must not make any noise. He can accompany his dog during qualifying time 'without help from the participant'. During the unassisted period, if the participant decides to accompany his dog, he must stay behind (follow) or at the height of his dog. In no case can he steer his dog or bait him by waiting near the tubes. Such behavior on the part of the participant will result in disqualification. Upon the judge signaling the start of the "With help" time the handler can talk and point at the tubes
- It is the participant's responsibility to tell the judge that his dog has found the rat by clearly saying "RAT" and / or raising a hand to stop time.
- The judge will confirm if the correct tube is identified otherwise he will say "NO" and the time will continue; the participant can continue until the maximum time but will not be qualified
- For Expert, Champion (Grand Champion) and Excellent levels, as there is more than one rat to find, after confirming that the rat is in the identified tube, the handler must regain control of their dog and return to the start box while the identified tube with a rat is removed from the ring. The handler must wait for the judge's OK before releasing his dog to find the next rat.

- Time stops as soon as a rat is found and starts again when the dog is released
 - If the dog finds another rat while the time is stopped, this find does not count. The participant must still bring his dog back into the predetermined space and wait for the judge's OK to release his dog. The dog must return to mark the next rat.
 - The participant has the right to give again a verbal command when he releases his dog
 - **Any loss of control of the dog while the rat is being removed leads to automatic disqualification**
- The handler will be disqualified if he ever touches his dog or a tube during the qualifying time of the hunt.
 - When the qualifying time is up, if the dog has not found all the rats, an additional 30 seconds will be allotted to enable the team practice time in finding the remaining rats. This additional time is for practice purposes only and will not count for any qualification. During this practice time the handler can urge his dog to touch and smell the tubes where the rats are. It is permitted to encourage and reward physically and verbally the dog to search and touch the tubes. However, no treats or toys will be tolerated in the ring out of respect for the following competitors

5.2.8 Leaving the ring

- When leaving the ring, the dog must be under control at all time (with or without leash).

5.3 Scoring parameters for all levels

Level	Number of tubes			Qualifying time (90")		Non qualifying	Specifics by level
	Rat	Litter	Empty	Without handler help	With handler help	Practice	
Novice	1	1	1*	30"	60"	30"	* Empty tube must be completely odorless Improper identification = elimination
Advanced	1	2	1*	45"	45"	30"	* Empty tube must be completely odorless Improper identification = elimination
Expert	2	4	0	60"	30"	30"	Improper identification = elimination
Champion Grand Champion	2	5-6	0	75"	15"	30"	Improper identification = elimination
Excellent	3	6-8	0	80"	10"	30"	Improper identification = elimination

Note: An additional 15 seconds is added at the end of the qualifying time for veteran dogs

5.3.1 Disqualification

- **Touching the dog or the tube while in the ring without the judge's permission**
- **Talk or make noise without the judge's permission**
- **Participant who voluntarily lets his dog shake the tube unnecessarily**
- **Participant who leaves the starting box before the judge's authorization**
- **Lost control of the dog while a rat is removed from the ring**
- **Any unsporting behavior**

6 GO-TO-GROUND

6.1 Site specificities according to skill levels

6.1.1 Novice (and Instinct)

6.1.1.1 Tunnel

- 12 feet total length
- One 90-degree angle
- No dead-ends
- Angles must be in total darkness

6.1.1.2 Construction parameters of the entrance area

- The entrance enclosure measures 5 ft x 5 ft
- Built in such a way that the dog cannot reach the exit by any other means than going through the tunnel.

6.1.1.3 Sex of rats

- Only one rat is used
- Rats of the same sex must be used throughout the competition to ensure fairplay to all competitors

6.1.1.4 Start line

- The start line is directly in front and 6 inches away from the tunnel entrance

6.1.1.5 Tunnel entrance and exit

- If the dog backs out of the tunnel, the handler can touch and/or lift the dog to realign toward the tunnel
- At no time can the handler cross the start line without the judge's authorization
- Once released and up until it has started to mark the rat for the first time, the dog can enter and exit the tunnel any number of time.

6.1.2 Advanced

6.1.2.1 Tunnel

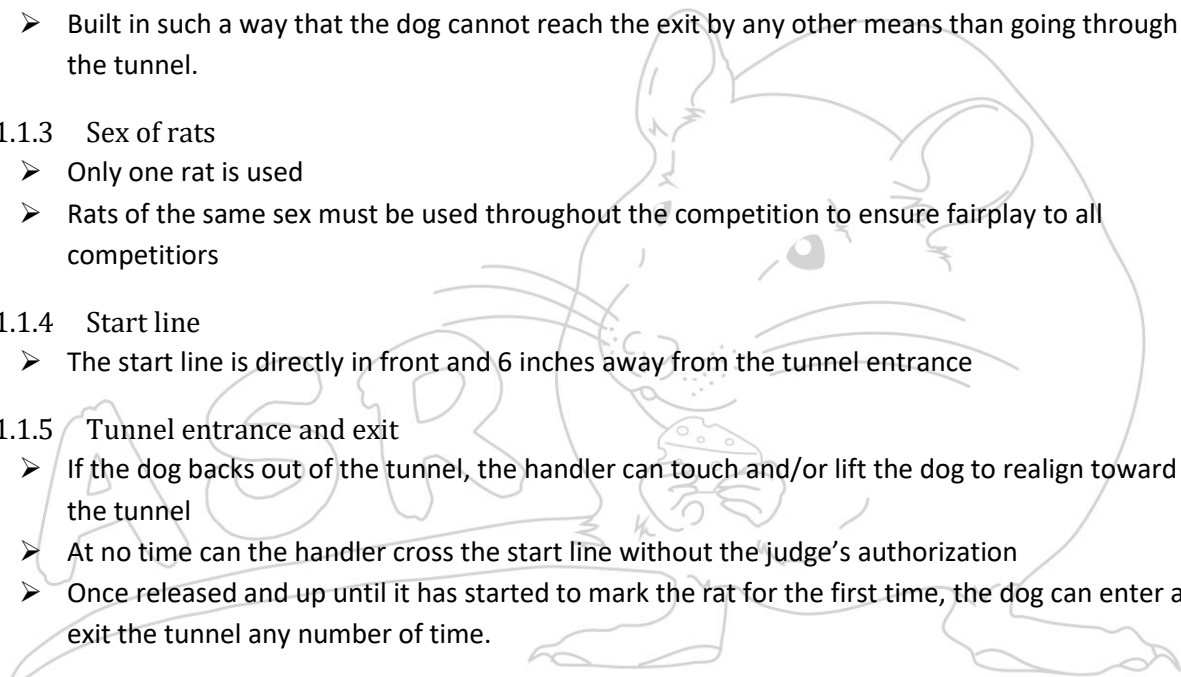
- 16 feet total length
- Two 90-degree angles
- No dead-ends
- Angles must be in total darkness

6.1.2.2 Construction parameters of the entrance area

- The entrance enclosure measures 5 ft x 5 ft
- Built in such a way that the dog cannot reach the exit by any other means than going through the tunnel.

6.1.2.3 Sex of rats

- Only one rat is used



- Rats of the same sex must be used throughout the competition to ensure fairplay to all competitors

6.1.2.4 Start line

- The start line is directly in front and 12 inches away from the tunnel entrance

6.1.2.5 Tunnel entrance and exit

- If the dog backs out of the tunnel, the handler can encourage his dog, point to the tunnel but the handler cannot touch and/or lift the dog to realign toward the tunnel
- At no time can the handler cross the start line without the judge's authorization
- Once released and up until it has started to mark the rat for the first time, the dog can enter / exit only once

6.1.3 Expert

6.1.3.1 Tunnel

- 24 feet total length
- Three 90-degree angles
- No dead-ends
- Angles must be in total darkness

6.1.3.2 Construction parameters of the entrance area

- The entrance enclosure measures 10 ft x 10 ft
- Built in such a way that the dog cannot reach the exit by any other means than going through the tunnel.

6.1.3.3 Sex of rats

- Only one rat is used
- Rats of the same sex must be used throughout the competition to ensure fairplay to all competitors

6.1.3.4 Start line

- The start line is directly in front and 18 inches away from the tunnel entrance

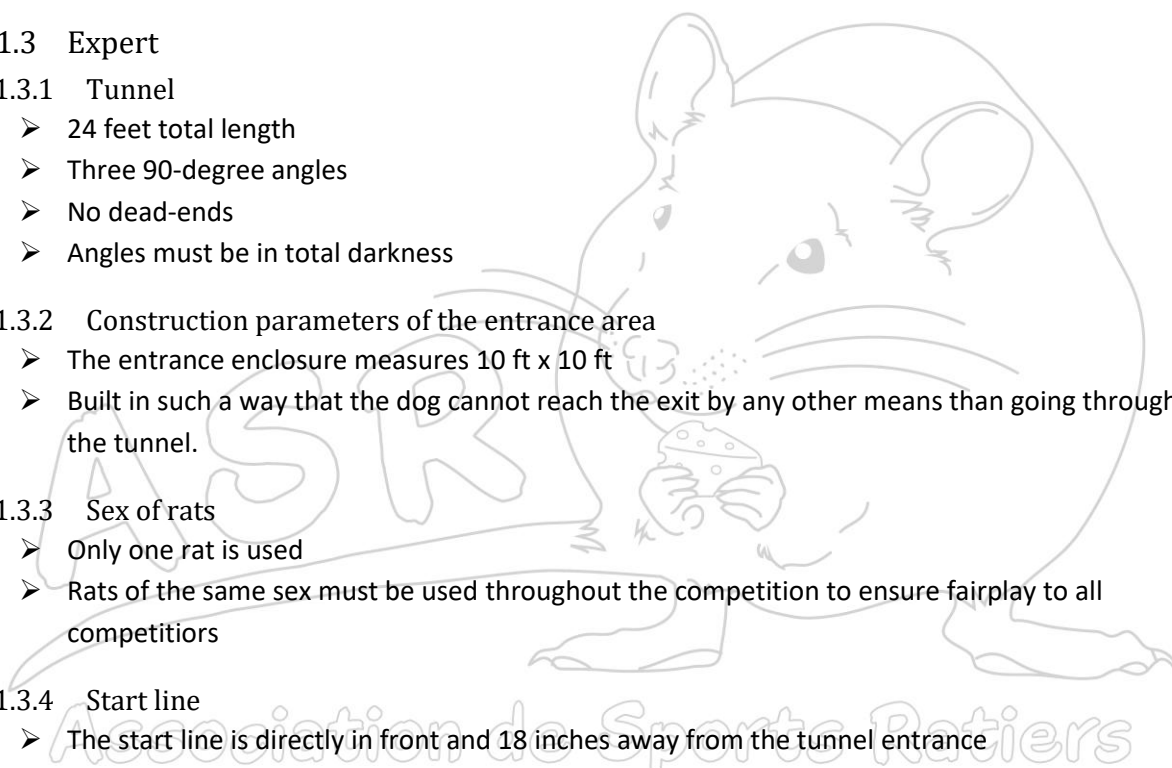
6.1.3.5 Tunnel entrance and exit

- Once released, the dog cannot back out of the tunnel.
- At no time can the handler cross the start line without the judge's authorization. The handler can not talk nor point to the tunnel entrance.

6.1.4 Champion

6.1.4.1 Tunnel

- 24 feet total length
- Three 90-degree angles
- No dead-ends
- Angles must be in total darkness



6.1.4.2 Construction parameters of the entrance area

- The entrance enclosure measures 12 ft x 12 ft
- Built in such a way that the dog cannot reach the exit by any other means than going through the tunnel.

6.1.4.3 Sex of rats

- Only one rat is used
- Rats of the same sex must be used throughout the competition to ensure fairplay to all competitors

6.1.4.4 Start line

- The start line is 24 inches away from the tunnel entrance and at a 90-degree angle to the tunnel entrance

6.1.4.5 Tunnel entrance and exit

- Once released, the dog cannot back out of the tunnel.
- At no time can the handler cross the start line without the judge's authorization. The handler can not talk nor point to the tunnel entrance.

6.1.5 Excellent

6.1.5.1 Tunnel

- 28 feet total length
- Four 90-degree angles
- One dead-end
- Angles and dead end must be in total darkness

6.1.5.2 Construction parameters of the entrance area

- The entrance enclosure measures 15 ft x 15 ft
- Built in such a way that the dog cannot reach the exit by any other means than going through the tunnel.

6.1.5.3 Sex of rats

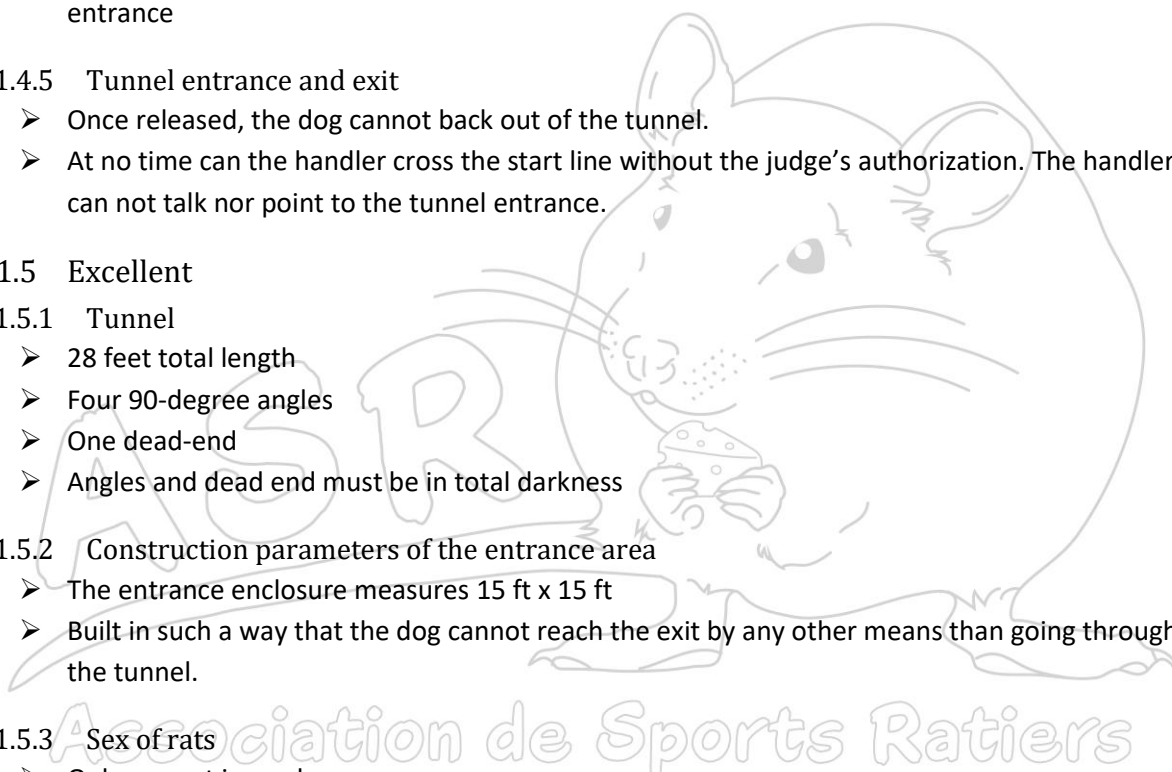
- Only one rat is used
- Rats of the same sex must be used throughout the competition to ensure fairplay to all competitors

6.1.5.4 Start line

- The start line is 48 inches away from the tunnel entrance and at angle from the tunnel entrance. Angle is at judge's discretion.

6.1.5.5 Tunnel entrance and exit

- Once released, the dog cannot back out of the tunnel.
- At no time can the handler cross the start line without the judge's authorization. The handler can not talk nor point to the tunnel entrance.



6.2 Regulations for all levels

6.2.1 Tunnels

- The interior must measure 10-inch x 10-inch (+/- 1 inch)
- Built out of opaque and solid material, preferably wood, well sanded and free of any splinters or sharp cuts.
- The interior must be smooth.
- Made of panels on three sides and solidly joined
- Junction boxes or joints must be opaque and solid enough to not move during a run.
 - If the joints are not completely opaque other materials can be used to obtain complete darkness such as blankets, hay etc.
- The end of the tunnel must have an exit trap of 12 inches minimum attached to the tunnel with hinges and a latch.
- The end of the tunnel must be closed off with solid PVC tubes or replaceable wooden pegs.
- Can be taken apart in sections of 3, 4, 5, 6, 7 or 8 feet
- Set on a non-slip surface that will not change texture during the competition and produce none or very little dust.

6.2.2 The course

6.2.2.1 Angles

The 90-degree angles must always be placed leading away from the entrance area.

6.2.2.2 Dead end

In Excellent, the course must include one dead-end. The dead-end cannot be longer than one section (3 to 8 feet). The end of the dead-end must be closed and opaque.

6.2.2.3 Visibility of the rat

The rat cage must not be visible from the start line enclosure. If necessary, a blind must be erected around the tunnel to block the sight of the cage (bales, tarp, etc.)

6.2.3 Start line enclosure

- Closed enclosure respecting the criterias and dimensions specified under each levels. The area cannot be smaller than 5 feet x 5 feet.
 - Refer to the summary chart in the appendix
- The start end of the tunnel is within the enclosure by 1 to 3 feet.
- A starting line or marker drawn on the ground identifies the prescribed position between the dog's release location and the tunnel entrance.
 - Refer to the summary chart in the appendix

6.2.4 Ring fence

- Minimum height 3 feet
- Made of material visible to the dog
- Anchored to the ground solidly enough so dogs cannot go under

6.2.5 Location of the rat cage

- At the tunnel exit
- Held by the judge who moves it slowly and non-stop and/or who makes noises to incite the dog to mark the rat for the prescribed time

6.2.6 Eligible dogs

- As stipulated in the General Rules and Regulations
- The dog must not be taller than 15 inches at the shoulder in order to navigate the tunnel safely
- In a sanctioned trial, the dog must compete in its current level.
- A competing dog cannot do a For Exhibit Only (FEO) hunt and a sanctioned hunt in the same competition

6.2.7 Entering the ring and releasing the dog

- The dog must be under control (with or without leash)
- For security reasons, the participant must wait at a safe distance from the gate for the previous team to leave the ring and for the judge and/or the gate to give the go-ahead before entering the ring
- The dog's nose must be behind the start line.

6.2.8 Identifying the location of the rat.

- The handler can give a release command and then must remain in the start box, neither talking nor making any sounds while the dog is in the tunnel. The handler must wait for the judge's authorization to leave the entrance area to retrieve his dog.
- The time starts as the dog is released.
- The time is stopped when the dog arrives, for the first time, at approximately 10 inches from the end of the tunnel.
- The dog can mark his find by barking, scratching and/or staring at the rat.

6.2.9 Exiting the tunnel

- When the judge announces that the allotted time is up, the handler must leave the exit area and retrieve his dog through the trap door at the end of the tunnel.
- The dog must be under control (with or without leash) while leaving the exit area.

Note: A protected area will be needed around the tunnel exit if the whole competing area is not secured by a fence.

6.3 Scoring parameters for all levels

6.3.1 Qualifying score

The team will merit a qualifying score when the dog:

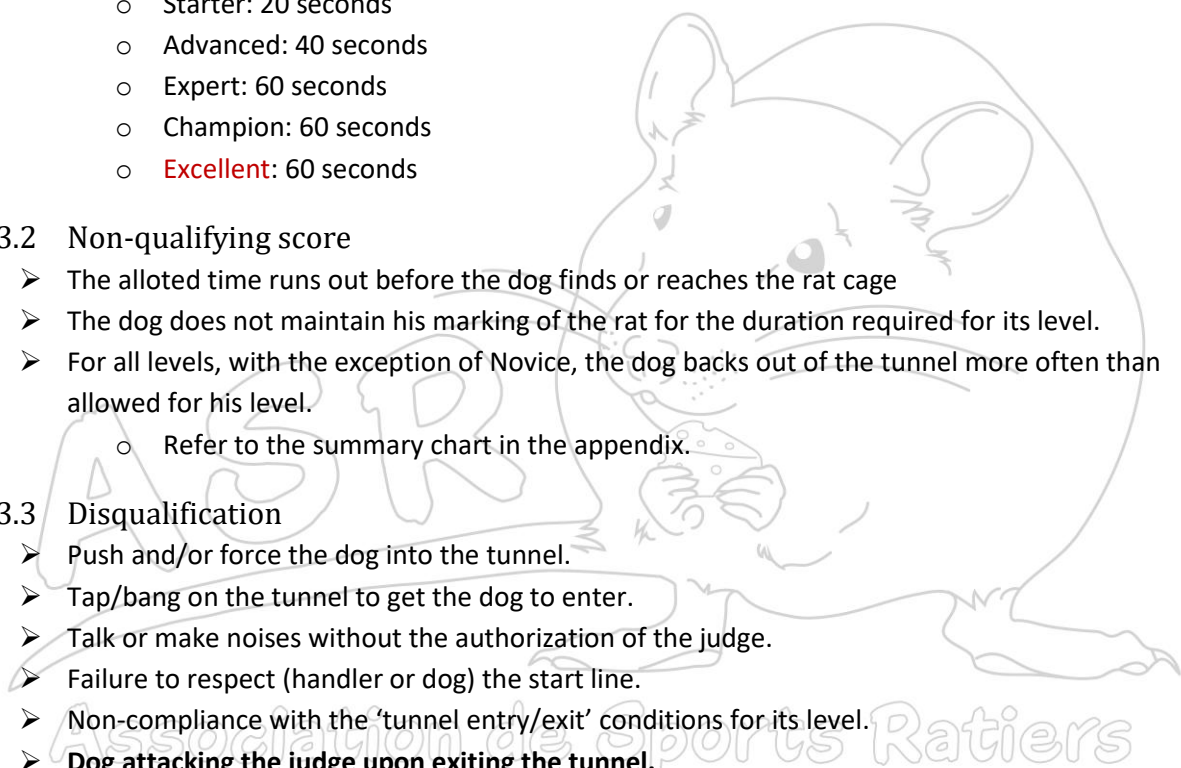
- Reaches the rat cage within the following allotted times
 - Starter: 36 seconds
 - Advanced: 32 seconds
 - Expert: 36 seconds
 - Champion: 36 seconds
 - **Excellent**: 40 seconds
- Maintains his marking for the following duration
 - Starter: 20 seconds
 - Advanced: 40 seconds
 - Expert: 60 seconds
 - Champion: 60 seconds
 - **Excellent**: 60 seconds

6.3.2 Non-qualifying score

- The allotted time runs out before the dog finds or reaches the rat cage
- The dog does not maintain his marking of the rat for the duration required for its level.
- For all levels, with the exception of Novice, the dog backs out of the tunnel more often than allowed for his level.
 - Refer to the summary chart in the appendix.

6.3.3 Disqualification

- Push and/or force the dog into the tunnel.
- Tap/bang on the tunnel to get the dog to enter.
- Talk or make noises without the authorization of the judge.
- Failure to respect (handler or dog) the start line.
- Non-compliance with the 'tunnel entry/exit' conditions for its level.
- **Dog attacking the judge upon exiting the tunnel.**



7 BRUSH HUNTING RELAY

7.1 Site specificities

The relay event takes place in the Expert level brush hunting enclosure. It takes place only in an artificial environment (hay bales).

7.1.1 Construction parameters

7.1.1.1 Size of ring inside or outside

- 400 square feet
- Minimum of 15 feet in width

7.1.1.2 Equipment and materials

- **20 to 25** bales of hay
- Minimum of 5 stacks

7.1.1.3 Sex and number of rats

- 2 rats males and / or females are used. However, the choice of sex must remain the same throughout the competition or ensure fairplay to all competitors

7.2 Regulations

7.2.1 The start boxes

7.2.1.1 Quantity

- Two (2) distinct boxes

7.2.1.2 Placement

- Both boxes must be inside the ring
- Both boxes will be placed along the ring fence with a minimum distance of 5 feet between the two

7.2.1.3 Dimensions

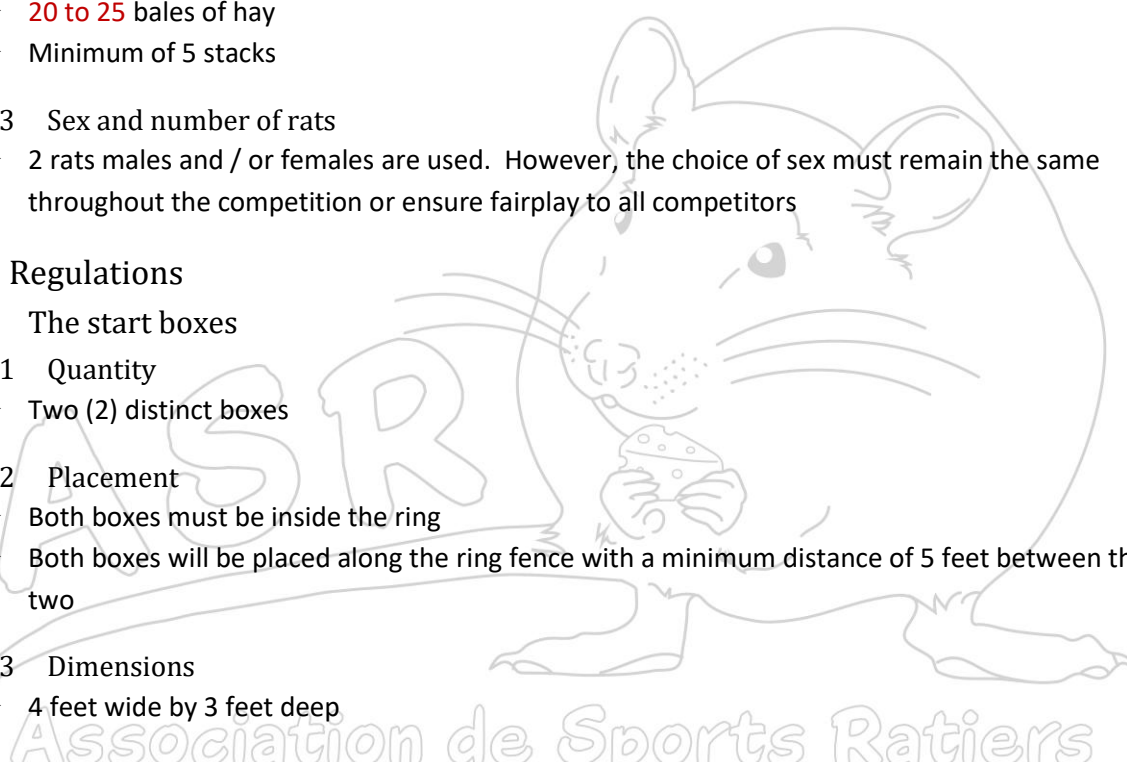
- 4 feet wide by 3 feet deep

7.2.2 Ring fence

- Minimum height 3 feet
- Made of material visible to the dog
- Anchored to the ground solidly enough so dogs cannot go under

7.2.3 Placement of rat tubes

- Both tubes are hidden, invisible to participant and dog
- **Tubes used can be white, black, gray or brown**
- The tubes cannot be located closer than 5 feet from any start box
- The tubes must be accessible to dogs of all sizes without the dog having to demolish the stack to reach the rat.
- The tubes remain in the same location for all teams



- The tubes can be placed on the ground or on top of a hay bale.
- The tubes are buried 2'' to 4'' and hidden by packed hay
- The participants are aware of the location of the rats before entering the ring.

7.2.4 Eligible dogs

- As stipulated in the General Rules and Regulations
- Dogs of all levels can register in relay **but the game is mainly aimed at Expert level dogs or above**

7.2.5 Entering the ring

- Both teams (handler/dog) enter the ring at the same time. Each team takes position in one of the start boxes.
- The choice of start boxes and which dog will run first is up to the participating handlers
- The dog must be under control (with or without leash) when they are not actively hunting
- For security reasons, the participants must wait at a safe distance from the gate for the previous teams to leave the ring and for the judge and/or the gate to give the go-ahead before entering the ring

7.2.6 Praise and reward

- Upon confirmation by the judge that a rat has been identified, verbal and physical encouragements will be permitted but no treats or toys will be tolerated in the ring out of respect for the following teams.
- Under no circumstance can the dog hunting be encouraged by any of the team partner.

7.2.7 Identifying the location of the rat(s)

- The participating teams have a total of 1 minute to find both rats.
- Only the dog is allowed to enter the searching area. The handler is entitled to a start command and then must remain in the start box, **silently and without making any noise.**
- The judge stops the timer when he considers that the dog has clearly identified the location of the rat **(as defined in section 4.2.7, Brush Hunting rules)**
- When the timer is stopped, the handler must quickly retrieve his dog and return to his start box. Once in the starting box with his dog under control, he tells his teammate that it is his turn.
- Found rat is removed from the ring during the relay of the teams
- The judge will signal when the following handler can release his dog. Time starts again when the second dog leaves its starting box
- The other team handler must remain silent while the dog is working
- Selection of the participating teams is up to the handlers
- A participant does not necessarily need to own the dog he handles as long as he can control the dog while in the ring
- The same dog cannot find both rats. **Each team must find a rat.**
- There will be no penalty if a dog finds the second rat in the time it takes to the handler to retrieve the dog. The judge will properly replace the second rat where it was and make sure that it is properly hidden before allowing the release of the second dog

- The judge will mention the lapsed time at 30 seconds if the first dog still hasn't find a rat. The participants will then have the option to change team. The timer will not be stopped during the transition. Security rules must still be applied, one dog at a time in the ring and the second handler can not release his dog before the first one has signaled that his dog is under control. This change of searching dog is permitted but optional. Once a rat is found, if time allow, the first dog must be released again to try finding the other rat.

N.B. A dog cannot be on two different teams during the same trial because the locations of the rats remain the same for all teams.

7.2.8 Leaving the ring

- When leaving the ring, dogs must be under control (with or without leash)

7.3 Scoring parameters

7.3.1 Qualifying score

- Both teams will earn a qualifying score when the rats are identified, to the satisfaction of the judge, within 60 seconds (no help)
- Cumulative and titles are done individually by dog

7.3.2 Non-qualifying score

- The allotted time runs out before the teams have found both rats
- A handler releases his dog before the signal from the judge

7.3.3 Disqualification

- **Talking or making noise without the judge's authorization**
- **Participant who lets his dog shake the tube unnecessarily**
- **A dog that 'escapes' his handlers hold while waiting in the start box**
- **Any loss of control of a dog while the rat found is being removed from the ring**
- **Any unsporting behavior**

Association de Sports Ratiers

8 BARN HUNTING RELAY

8.1 Site specificities

The relay event takes place in the Excellent level barn hunting enclosure.

8.1.1 Construction parameters

8.1.1.1 Size of ring inside or outside

- 400 square feet
- Minimum of 15 feet in width

8.1.1.2 Equipment and materials

- 25 to 35 bales of hay stacked up to 3 levels
- Possible configurations:
 - All bales in the shape of a double "L" (2 "L" back to back) with a minimum of one bale placed at the end to form a large "T".
 - A double "U"
 - A "H"
 - The set-up does not need to be along the perimeter fences

8.1.1.3 Sex and number of rats

- 2 rats males and / or females are used. However, the choice of sex must remain the same throughout the competition or ensure fairplay to all competitors

8.2 Regulations

8.2.1 The start boxes

8.2.1.1 Quantity

- Two distinct boxes

8.2.1.2 Placement

- Both boxes must be inside the ring
- Both boxes will be placed along the ring fence with a minimum distance of 5 feet between the two

8.2.1.3 Dimensions

- 4 feet wide by 3 feet deep

8.2.2 Ring fence

- Minimum height 3 feet
- Made of material visible to the dog
- Anchored to the ground solidly enough so dogs cannot go under

8.2.3 Placement of rat tubes

- 8 tubes are to be used
 - 6 with litter and 2 with rats

- Tubes containing a rat can contain a cloth for the confort of the rat as long as it is clean as to not be confused with litter (see definition in section 2).
- Tubes must be visible and the front of the tubes must be imbedded 2 inches minimum from the front of the bales.
- Tubes must be placed not higher than a haystack
- Tubes must be spread over two levels: on the ground and on the top of the first row of hay bales and distributer on the different sides according to the chosen arrangement.
 - The rats can be all on the ground, all in height or one on each level.
- Tubes may be anchored or not. If not anchored, one must ensure that the tube identification (empty, litter and rat) is discreet enough not to be visible to the participant if the dog completely pulls out the tube.
- Tubes used can be white, black, gray or brown however, if used colored tubes must be used for both rats and litter
- The competing team does not know where the rats are
- The tubes cannot be located closer than 5 feet from any start box

8.2.4 Eligible dogs

- As stipulated in the General Rules and Regulations
- Dogs of all levels can register in relay but the game is mainly aimed at Expert level dogs or above

8.2.5 Entering the ring

- Both teams (handler/dog) enter the ring at the same time. Each team takes position in one of the start boxes.
- The choice of start boxes and which dog will run first is up to the participating handlers
- The dog must be under control (with or without leash) when they are not actively hunting
- For security reasons, the participants must wait at a safe distance from the gate for the previous teams to leave the ring and for the judge and/or the gate to give the go-ahead before entering the ring

8.2.6 Praise and reward

- Upon confirmation by the judge that a rat has been identified, verbal and physical encouragements will be permitted but no treats or toys will be tolerated in the ring out of respect for the following teams.
- Under no circumstance can the dog hunting be encouraged by any of the team partner.

8.2.7 Identifying the location of the rat(s)

- The participating teams have a total of 1 minute to find both rats.
- As per regular Barn Hunting, the participant must remain silent and must not make any noise. He can accompany his dog during the search but he must stay behind (follow) or at the height of his dog. In no case can he steer his dog or bait him by waiting near the tubes. Such behavior on the part of the participant will result in immediate team disqualification.
- It is the participant's responsibility to tell the judge that his dog has found the rat by clearly saying "RAT" and / or raising a hand to stop time.

- The judge will confirm if the correct tube is identified and will stop the timer, otherwise he will say "NO" and the team will be disqualified
 - If the first participant identifies the wrong tube, the judge may, at his discretion, still allow the second teammate to let his dog search for a rat if the total time (1 minute) has not expired
- When the timer is stopped, the handler must quickly retrieve his dog and return to his start box. Once in the starting box with his dog under control, he tells his teammate that it is his turn.
- Found rat is removed from the ring during the relay of the teams
- The judge will signal when the following handler can release his dog. Time starts again when the second dog leaves its starting box
- The other team handler must remain silent while the dog is working
- Selection of the participating teams is up to the handlers
- A participant does not necessarily need to own the dog he handles as long as he can control the dog while in the ring
- The same dog cannot find both rats. **Each team must find a rat.**
- There will be no penalty if a dog finds the second rat in the time it takes to the handler to retrieve the dog. The judge will properly replace the second rat where it was before allowing the release of the second dog
- The judge will mention the lapsed time at 30 seconds if the first dog still hasn't find a rat. The participants will then have the option to change team. The timer will not be stopped during the transition. Security rules must still be applied, one dog at a time in the ring and the second handler can not release his dog before the first one has signaled that his dog is under control. This change of searching dog is permitted but optional. Once a rat is found, if time allow, the first dog must be released again to try finding the other rat.

N.B. A dog cannot be on two different teams during the same trial

8.2.8 Leaving the ring

- When leaving the ring, dogs must be under control (with or without leash)

8.3 Scoring parameters

8.3.1 Qualifying score

- Both teams will earn a qualifying score when the rats are identified within 60 seconds
- Cumulative and titles are done individually by dog

8.3.2 Non-qualifying score

- The allotted time runs out before the teams have found both rats
- A handler releases his dog before the signal from the judge

8.3.3 Disqualification

- **Talking or making noise without the judge's authorization**
- **Participant who lets his dog shake the tube unnecessarily**
- **A dog that 'escapes' his handlers hold while waiting in the start box**

- Any loss of control of a dog while the rat found is being removed from the ring
- Any unsporting behavior



9 “4 BY 4”

9.1 Site specificities

Similar to the relay, the “4 BY 4” takes place in a master level Brush Hunting ring. It takes place only in an artificial environment (hay bales). The “4 BY 4” is similar to the Brush Hunting relay but each team as 4 participants.

9.1.1 Construction parameters

9.1.1.1 Size of ring inside or outside

- 400 square feet
- Minimum of 15 feet in width

9.1.1.2 Equipment and materials

- 25 to 35 bales of hay
- A minimum of 6 stacks

9.1.1.3 Sex and number of rats

- 4 rats males and / or females. However, the choice of sex must remain the same throughout the competition to ensure fairplay to all competitors

9.2 Regulations

9.2.1 The start box

9.2.1.1 Placement

- Box must be inside the ring
- Must have a minimum distance of 3 feet from hay stacks

9.2.1.2 Dimensions

- 4 feet wide by 3 feet deep

9.2.2 Ring fence

- Minimum height 3 feet
- Made of material visible to the dog
- Anchored to the ground solidly enough so dogs cannot go under

9.2.3 Placement of rat tubes

- 8 tubes are to be used
 - 4 with litter and 4 with rats
 - Tubes containing a rat can contain a cloth for the confort of the rat as long as it is clean as to not be confused with litter (see definition in section 2).
- All 8 tubes are hidden, invisible to participants and dogs
- Tube locations can be on the ground or no higher than a bale of hay.
- Tubes used can be white, black, gray or brown however, if used colored tubes must be used for both rats and litter
- Tubes cannot be located closer than 5 feet from the start box

- Tubes must be accessible to dogs of all sizes without the dog having to demolish the stack to reach the rat.
- Tubes remain in the same location for all teams
- Participant are aware of the locations of the rats before entering the ring.

9.2.4 Eligible dogs

- As stipulated in the General Rules and Regulations
- Dogs of all levels can participate **but the game is mainly aimed at Expert level dogs or above**
- A competing dog cannot do a For Exhibit Only (FEO) hunt and a sanctioned hunt in the same competition
- A dog can not compete in more than one team in any given trial

9.2.5 Entering the ring

- The team members (dog/handler) take turns in the starting box.
- The team's order of passage is at the discretion of the participants.
- Team members who are not in the ring must wait outside the fence but at a distance of less than 5 feet.
- The dogs must always be under control (with or without leash) when not searching.
- For security reasons, the participants must wait at a safe distance from the gate for the previous teams to leave the ring and for the judge and/or the gate to give the go-ahead before entering the ring

9.2.6 Praise and reward

- Upon confirmation by the judge that the rat has been identified, quick verbal and physical encouragements is allowed but no treats or toys will be tolerated in the ring out of respect for the following teams.
- Under no circumstance can the dog hunting be encouraged by any of the team partners.

9.2.7 Identifying the location of the rat(s)

- The participating teams have a total of 2 minutes to find all 4 rats.
- Only the dog is allowed to enter the searching area. The handler is entitled to a start command and then must remain in the start box, **silently and without making any noise.**
- The judge stops the timer when he considers that the dog has clearly identified the location of the rat **(as defined in section 4.2.7, Brush Hunting rules)**
- When the timer is stopped, the handler must quickly retrieve his dog and leave the ring with his dog under control (with or without leash) and let the following participating team member enter.
- Found rat is removed from the ring during the relay of team members
- The judge will signal when the following handler can release his dog. Time starts again when the dog's four legs are out of the starting box
- The other team members must remain silent while a dog is working
- Selection of the participating teams is up to the handlers

- A participant does not necessarily need to own the dog he handles as long as he can control the dog while in the ring
- The same dog cannot find more than one rat. **Each team member must find a rat.**
- There will be no penalty if a dog finds a second rat in the time it takes to the handler to retrieve the dog. The judge will return the rat to the same location and make sure that it is properly hidden before allowing the release of the next dog
- The judge will mention the lapsed time every 30 seconds if the dog in the ring still hasn't find a rat. The participants will then have the option to change team. The timer will not be stopped during the transition. Security rules must still be applied, one dog at a time in the ring. This possibility of changing team is optional and can be done only once.
- If the allotted time runs out and not all 4 rats have been found, the team must leave the ring and other members will not have the opportunity to compete.

Note: A dog cannot be on two different teams during the same trial.

9.2.8 Leaving the ring

- When leaving the ring, dogs must be under control (with or without leash)

9.3 Scoring parameters

9.3.1 Qualifying score

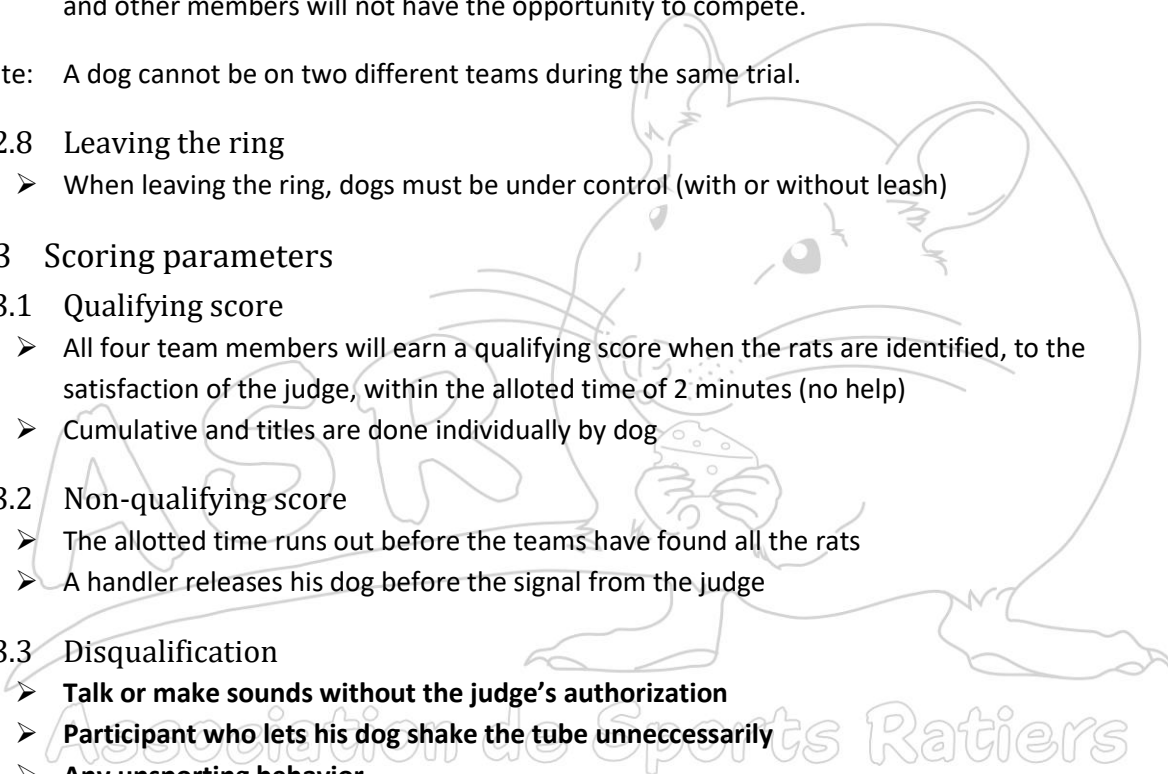
- All four team members will earn a qualifying score when the rats are identified, to the satisfaction of the judge, within the allotted time of 2 minutes (no help)
- Cumulative and titles are done individually by dog

9.3.2 Non-qualifying score

- The allotted time runs out before the teams have found all the rats
- A handler releases his dog before the signal from the judge

9.3.3 Disqualification

- **Talk or make sounds without the judge's authorization**
- **Participant who lets his dog shake the tube unnecessarily**
- **Any unsporting behavior**



10 COMBO

10.1 Site specificities

The Combo is a combination of Barn Hunting and Brush Hunting. It takes place in a master level Brush Hunting ring. It takes place only in an artificial environment (hay bales).

10.1.1 Construction parameters

10.1.1.1 Size of ring inside or outside

- 400 square feet
- Minimum of 15 feet in width

10.1.1.2 Equipment and materials

- 25 to 35 bales of hay
- One station of 8 to 10 bales set in a straight line on two levels (barn style)
- A minimum of 5 stacks (brush style)

10.1.1.3 Sex and number of rats

- 3 rats males and / or females. However, the choice of sex must remain the same throughout the competition to ensure fairplay to all competitors

10.2 Regulations

10.2.1 The start box

10.2.1.1 Placement

- The box must be inside the enclosure
- At minimum of 5 feet from any hay stack

10.2.1.2 Dimensions

- 4 feet wide by 3 feet deep

10.2.2 Displacement Boxes

10.2.2.1 Placements

- Both boxes must be inside the enclosure

10.2.2.2 Dimensions

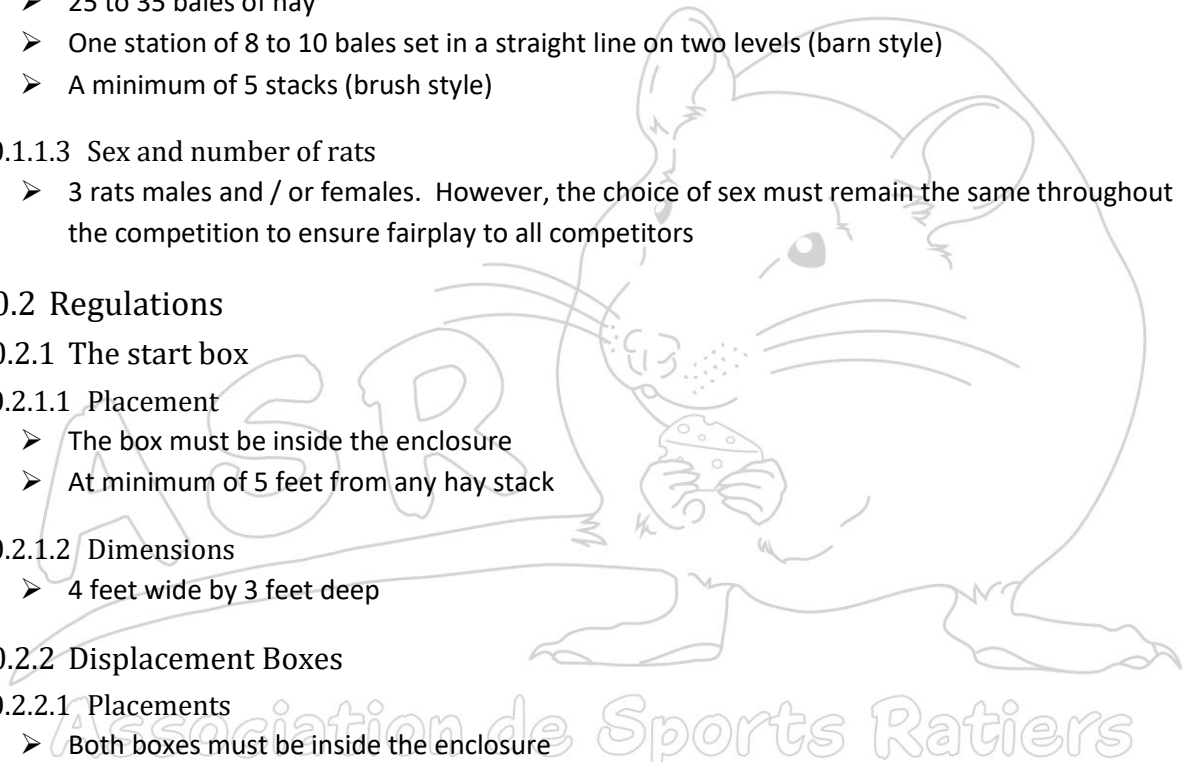
- 2 feet wide by 2 feet deep

10.2.3 Enclosure fence

- Minimum height 3 feet
- Made of material visible to the dog
- Anchored to the ground solidly enough so dogs cannot go under

10.2.4 Placement of rat tubes

- 9 tubes are to be used
 - 6 with litter and 3 with rats



- Tubes containing a rat can contain a cloth for the comfort of the rat as long as it is clean as to not be confused with litter (see definition in section 2).
- Tubes used can be white, black, gray or brown however, if used colored tubes must be used for both rats and litter
- Barn section:
 - Tubes must be visible and the front of the tubes must be imbedded 2 inches from the front of the bales.
 - Tubes must be placed not higher than a haystack
 - Tubes must be spread over two levels (on the ground and on the top of the first row of haystacks).
- Brush section:
 - Tubes are completely hidden from sight.
 - Tubes must be accessible for all sizes dogs. Dog must be able to reach the tubes without having to destroy stacks.
 - Tubes are placed on the ground or in height, on a haystack, hidden between the bales and covered with packed hay. Tubes must be embedded 2" to 4"
- Participants do not know the location of the tubes before entering the ring.
- Tubes with rats can be hidden in the barn and/or the brush section at the judge's discretion

10.2.5 Eligible dogs

- As stipulated in the General Rules and Regulations
- Dogs of all levels are eligible to participate but this game is mainly aimed at Expert level dogs and above

10.2.6 Entering the ring

- The dog must be under control (with or without leash)
- For security reasons, the participant must wait at a safe distance from the gate for the previous team to leave the ring and for the judge and/or the gate to give the go-ahead before entering the ring

10.2.7 Praise and rewards

- Upon confirmation by the judge that the rat has been found, verbal and physical encouragements will be permitted but no treats or toys will be tolerated in the ring out of respect for the following teams.

10.2.8 Identifying the location of the rats

- The team has 75 seconds to find the rats.
- Time starts as soon as the dog's four (4) legs have left the starting box
- The handler can move twice during the allotted time
 - At the same time as the dog leave the start box
 - While the dog is searching

Important: Only one move of each type is allowed. If the handler does the same type of move twice, the team is eliminated and must leave the ring immediately. **Each displacement mat cannot be used more than once.**

- The handler must keep quiet and make no sound while the dog search.
- In the barn section, it is up to the handler to signal the judge that his dog has found a rat by clearly saying “RAT” and / or by raising his arm/hand to stop the time.
- The judge will confirm if the right tube has been identified, if not, the judge will clearly say ‘NO’ and the countdown will continue. The participant can use up all the allotted time but will not have a qualifying run.
- In the brush section, the judge stops the timer when he considers that the dog has clearly identified the location of the rat **(as defined in section 4.2.7, Brush Hunting rules)**.
- After confirmation that the dog has indeed found a rat, the handler must regain control of their dog and return to the start box while the tube with the rat is removed from the ring. The handler must wait for the signal (OK) from the judge before release his dog to find the next rat.
 - The timer is stopped as soon as a rat is identified and starts again when the dog is released
 - If the dog finds another rat while the timer is stopped, this find does not count. The handler must still return his dog to the start box and wait for the signal (OK) from the judge to release his dog. The dog must then go back to find the next rat.
 - The handler can give the dog a verbal command when releasing his dog.
 - **Handler who lose control for their dogs while the rat is being removed from the ring is automatically disqualified.**
- In the event the qualifying time has run out before the dog has located all the rats, the participant must retrieve his dog and leave the ring immediately without letting his dog find the remaining rats(s)

10.2.9 Leaving the ring

- When leaving the ring, the dog must be under control (with or without leash)

10.3 Scoring parameters

10.3.1 Qualifying score

- The team will earn a qualifying score when they have correctly identified the location of all the rats, to the judge's satisfaction, within the allotted time of 75 seconds.

Note: An additional 15 secondes is added at the end of the qualifying time for veteran dogs

10.3.2 Non-qualifying score

- The allotted time runs out before the team has found all the rats
- A handler releases his dog before the signal from the judge
- A handler identifies a tube with no rat

10.3.3 Disqualification

- **Talk or make sounds without the judge's authorization**
- **Participant who lets his dog shake the tube unnecessarily**
- **Participant who moves twice the same way**
- **Any unsporting behavior**
- **Use the same displacement mat twice**



11 CHALLENGE

11.1 Site specificities

The Challenge is similar to the barn hunting at the excellent level with the added difficulty of not knowing how many rats are hidden. This hunt always takes place in an artificial environment (hay stacks).

11.1.1 Construction parameters

11.1.1.1 Size of the ring indoor or outdoor

- 400 square feet
- Minimum of 15 feet in depth

11.1.1.2 Equipment and materials

- 25 to 35 bales of hay stacked up to 3 levels depending on the configuration chosen
- Possible configurations:
 - Double "L"
 - Double "U"
 - Three straight lines on three sides of the ring

11.1.1.3 Sex and quantity of rats

- 3 to 5 rats, males and/or females. However, the choice of sex must remain the same throughout the competition to ensure fairplay to all competitors.

11.1.1.4 Tube placement

- 12 to 15 tubes are to be used
 - 3 to 5 with litter, 3 to 5 with rats and the others will be empty
 - Tubes containing a rat can contain a cloth for the confort of the rat as long as it is clean as to not be confused with litter (see definition in section 2).
 - It is allowed to use white, black, gray or brown tubes. If colored tubes are used, they must be used for rats as well as litter.
- Tubes must be visible and the front of the tubes must be imbedded a minimum of 2 inches from the front of the bales.
- Tubes must be placed not higher than a haystack
- Tubes must be spread over two levels (on the ground and on the top of the first row of haystacks) and spread on all sides of the selected configuration.
 - The rats can be on the ground, in height or a mix of both level.
- The competing team does not know where the rats are

11.2 Regulations

11.2.1 The start box

11.2.1.1 10.2.1.1 Placement

- The box must be inside the enclosure

11.2.1.2 Dimensions

- 4 feet wide by 3 feet deep

11.2.2 Enclosure fence

- Minimum height 3 feet
- Made of material visible to the dog
- Anchored to the ground solidly enough so dogs cannot go under

11.2.3 Placement of rat tubes

- As previously stated in the area specifics
- To be changed regularly between competing teams to ensure competitors do not know the placements of the rat tubes

11.2.4 Eligible dogs

- As stipulated in the General Rules and Regulations
- **Dogs of all levels are eligible to participate but this game is mainly aimed at Expert level dogs and above**
- A competing dog cannot do a For Exhibit Only (FEO) hunt and a sanctioned hunt in the same competition

11.2.5 Entering the ring

- The dog must be under control (with or without leash)
- For security reasons, the participant must wait at a safe distance from the gate for the previous team to leave the ring and for the judge and/or the gate to give the go-ahead before entering the ring

11.2.6 Praise and rewards

- Upon confirmation by the judge that a rat has been found, verbal and physical encouragements will be permitted but no treats or toys will be tolerated in the ring out of respect for the following teams.

11.2.7 Identifying the location of the rats

- The tubes are hidden between the haystacks, visible to the participant and the judge.
- The participant and his dog enter the ring together.
- The team has 90 seconds to find the rats.
- The participant must remain silent and must not make any noise. He can accompany his dog. If the participant decides to accompany his dog, he must stay behind (follow) or at the height of his dog. In no case can he steer his dog or bait him by waiting near the tubes. Such behavior on the part of the participant will result in disqualification.
- It is the participant's responsibility to tell the judge that his dog has found a rat by clearly saying "RAT" and / or raising a hand to stop time.
- The judge will confirm if the correct tube is identified otherwise he will say "NO" and the time will continue; the participant can continue until the maximum time but will not be qualified
- After confirming that a rat is in the identified tube, the handler must regain control of their dog and return to the start box while the tube with the rat is removed from the ring. The handler must wait for the judge's OK before releasing his dog to find the next rat.

- Time stops as soon as a rat is found and starts again when the dog is released
- If the dog finds another rat while the time is stopped, this find does not count. The participant must still bring his dog back into the predetermined space and wait for the judge's OK to release his dog. He must then return to mark the next rat.
- The participant has the right to give a verbal command when he releases his dog
- **Any loss of control of the dog while the rat is being removed leads to automatic disqualification**
- The handler will be disqualified if he ever touches his dog or a tube during the qualifying time of the hunt.
- When the handler thinks that all the rats have been identified, he must signal the judge that the hunt is finished. The judge will confirm if all the rats have been found. **If one or more rats have not been found, the participant will not be able to continue the search and will have to leave the ring.**

11.2.8 Leaving the ring

- When leaving the ring, the dog must be under control (with or without leash)

11.3 Scoring parameters

11.3.1 Qualifying score

- The team will earn a qualifying score when the participant has correctly reported that all rats are identified, to the judge's satisfaction, within the allotted time of 90 seconds.

11.3.1.1 Ranking criteria

Section removed

11.3.2 Non-qualifying score

- The allotted time runs out before the team has found all the rats
- A handler releases his dog before the signal from the judge (5-second penalty)
- A handler identifies a tube with no rat
- A handler incorrectly identifies that all the rats are found

11.3.3 Disqualification

- **Touching the dog or a tube while in the ring without the authorization of the judge**
- **Talk or make noise without the judge's permission**
- **Participant who voluntarily lets his dog shake the tube unnecessarily**
- **Lost control of the dog while the rat is removed from the ring**
- **Any unsporting behavior**

12 RATISSAGE

The Ratissage game takes place outdoors only. The field used can be wooded, bush or a combination of both.

Branches, rocks, leaves and brush can be used to set up the search area. The materials used must be safe for hiding the rat and for the dogs.

12.1 Novice

12.1.1 Enclosure dimension

- Wooded area: 3000 square feet
- Brush area: ~~15000 square feet~~ To be revalidate
- Half brush and half wooded: ~~7500 square feet~~ To be revalidate

12.1.2 Equipment and materials

- Small flags or ribbons or cones
- 16.5-foot tracking lead

12.1.3 Sex and quantity of rats

- 1 rat, male and/or female. However, the choice of sex must remain the same throughout the competition to ensure fairplay to all competitors.

12.1.4 Placement of tube

- Only one tube (with rat) is used
- The tube may be hidden under a mound, or partially buried in the ground but should not be visible
- The team does not know the location of the tube with rat
- ~~It is permitted to use white, black, gray or brown tubes. If colored tubes are used, they must be used for both rats and litter.~~

12.2 Advanced

12.2.1 Enclosure dimension

- Wooded area: 4500 square feet
- Brush area: ~~22500 square feet~~ To be revalidate
- Half brush and half wooded: ~~11500 square feet~~ To be revalidate

12.2.2 Equipment and materials

- Small flags or ribbons or cones
- 16.5-foot tracking lead

12.2.3 Sex and quantity of rats

- 1 rat, male and/or female. However, the choice of sex must remain the same throughout the competition to ensure fairplay to all competitors.

12.2.4 Placement of tubes

- 2 to 4 tubes are used
 - 1 with the rat
 - 1 to 3 empty and clean
- Tubes may be hidden under a mound, or partially buried in the ground but should not be visible
- The team does not know the location of the tube with rat
- It is permitted to use white, black, gray or brown tubes. If colored tubes are used, they must be used for both rats and litter.

12.3 Expert

12.3.1 Enclosure dimension

- Wooded area: 3000 square feet
- Brush area: ~~22500 square feet~~ To be revalidate
- Half brush and half wooded: ~~11500 square feet~~ To be revalidate

12.3.2 Equipment and materials

- Small flags or ribbons or cones
- 16.5-foot tracking lead

12.3.3 Sex and quantity of rats

- 2 rats, male and/or female. However, the choice of sex must remain the same throughout the competition to ensure fairplay to all competitors.

12.3.4 Placement of tubes

- 3 to 5 tubes are used
 - 2 with a rat
 - 1 to 3 empty and clean
- The tube may be hidden under a mound, or partially buried in the ground but should not be visible
- The team does not know the location of the tube with rat
- it is permitted to use white, black, gray or brown tubes. If colored tubes are used, they must be used for both rats and litter.

12.4 Regulations for all levels

- The Ratissage field is not fenced but the limits of the search area are indicated by small flags, ribbons and/or cones.
- The dog is held by a lead. The unused portion of the lead must be left on the ground at all time.
- All dogs, regardless of their level, can participate in Ratissage but this game is mainly aimed at dogs at Champion level and above
- The handler-dog team can start from anywhere outside the search area
- The handler and the dog leave at the same time
- The time starts when the dog's nose enters the search area

- At Novice and Advanced levels, the handler must hold the lead at all times. Dropping it results in elimination.
- The handler can talk to and encourage his dog throughout the search but cannot touch him
- No toys, food or treats are allowed in the search area
- Only a flat collar (non-choke) or a non-restrictive harness are permitted
- The team will be automatically eliminated if the dog relieves itself (pee or poop) in the search area
- Panties or abdominal band are allowed
- There is no penalty, other than time loss, if the dog exits the search area. The handler must bring the dog back into the search area without pulling it by the lead
- It is the participant's responsibility to tell the judge that his dog has found the rat by clearly saying "RAT" and / or raising a hand to stop time.
- The judge will confirm if the tube is correctly identified otherwise he will say "NO". In the event of an error, the handler and his dog must immediately leave the field. No additional time will be allocated to find the rat.
- For the Expert level, as there is more than one rat to find, after confirming that the rat is in the identified location, the handler must ask his dog to continue the search. The rat found is not removed from the search area. Time will be stopped only when all rats are found.
- At all time during the search at least one of the two judges will be in the search area with the handler/dog team.
- The location of the rat(s) may be moved between teams to ensure that competitors do not know the location of the tube(s) with rat
- A competing dog cannot do a For Exhibit Only (FEO) hunt and a sanctioned hunt in the same competition

12.5 Scoring parameters

12.5.1 Qualifying score

The team will earn a qualifying score if the total time to find the rat(s), plus penalty if applicable, is within the following parameters:

- Novice: 60 seconds
- Advanced: 90 seconds
- Expert: TBD

Note: An additional 15 secondes is added at the end of the qualifying time for veteran dogs

12.5.1.1 Penalties

A maximum of 5 seconds handling penalty could be added, at the discretion of the judge, to the search time according to the following criterias:

- Novice
 - None
- Advanced

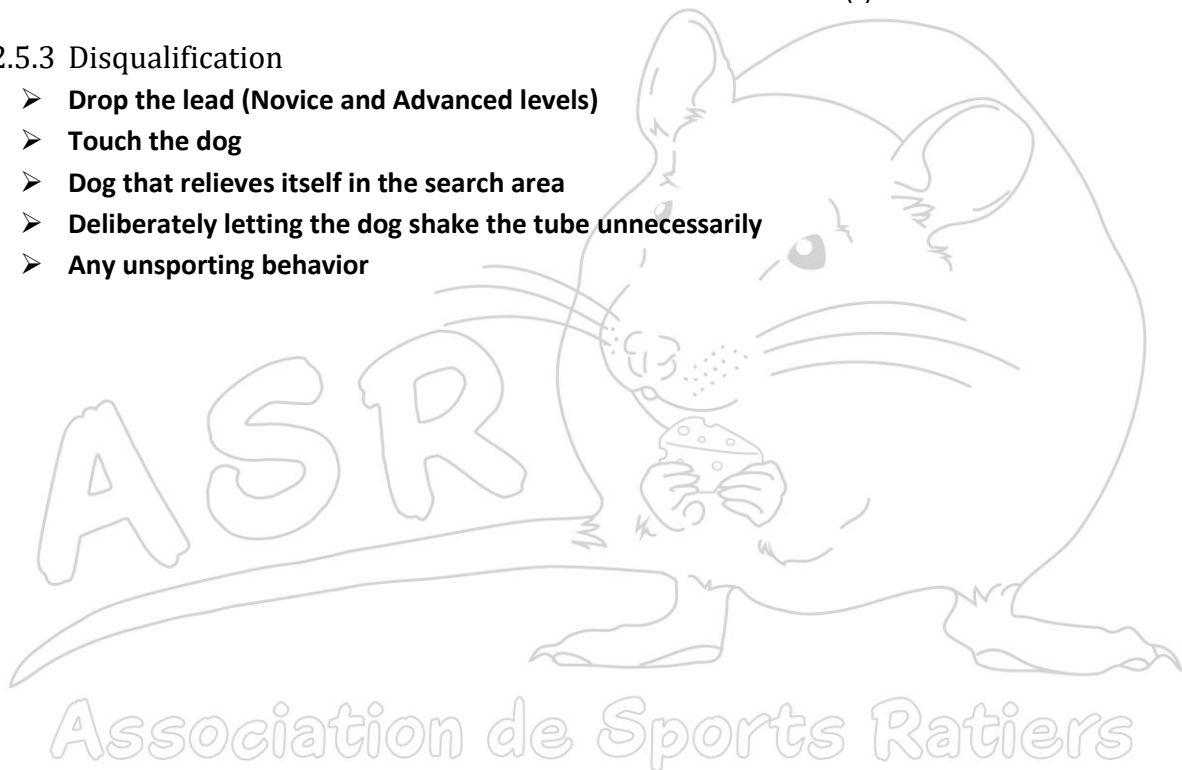
- Pull too much on the lead
- Directs the dog with the leads
- Do not leave the unused portion of the lead lying on the ground
- Expert
 - Pull too much on the lead
 - Directs the dog with the leads
 - Do not leave the unused portion of the lead lying on the ground
 - Bring the dog back in the search area by pulling it by the lead
 - Step on the lead to control the dog

12.5.2 Non-qualifying score

- The team exceeds the time allowed to find the location of the rat(s)

12.5.3 Disqualification

- **Drop the lead (Novice and Advanced levels)**
- **Touch the dog**
- **Dog that relieves itself in the search area**
- **Deliberately letting the dog shake the tube unnecessarily**
- **Any unsporting behavior**



13 GA-RAT-GE

The Ga-Rat-Ge game can take place indoor or outdoors but in both cases, no hay bales will be used.

13.1 Site specificities according to skill levels

13.1.1 Novice

13.1.1.1 Construction parameters

13.1.1.1.1 Enclosure dimensions

- Interior; 200 square feet
- Exterior; 300 square feet
- Minimum of 10 feet in width

13.1.1.1.2 Equipment and materials

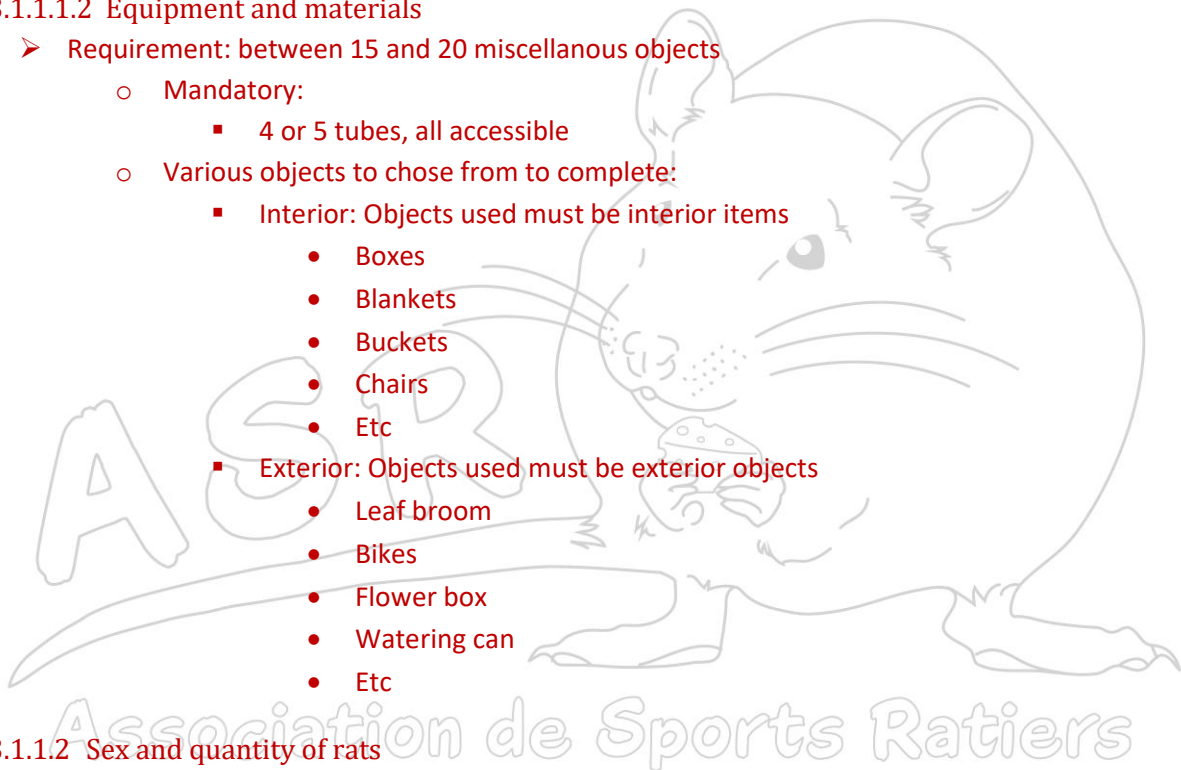
- Requirement: between 15 and 20 miscellaneous objects
 - Mandatory:
 - 4 or 5 tubes, all accessible
 - Various objects to choose from to complete:
 - Interior: Objects used must be interior items
 - Boxes
 - Blankets
 - Buckets
 - Chairs
 - Etc
 - Exterior: Objects used must be exterior objects
 - Leaf broom
 - Bikes
 - Flower box
 - Watering can
 - Etc

13.1.1.2 Sex and quantity of rats

- 1 rat, male and/or female will be used. However, the choice of sex must remain the same throughout the competition to ensure fairplay to all competitors.

13.1.1.3 Placement of tube

- A total of 4 or 5 tubes will be used; one will contain the rat and the others will be empty and clean
- All objects used, including the tubes, must be on the ground
- The tubes, including the one containing the rat, can be hidden in or under another object



13.1.2 Advanced

13.1.2.1 Construction parameters

13.1.2.1.1 Enclosure dimensions

- Interior; 400 square feet
- Exterior; 500 square feet
- Minimum of 10 feet in width

13.1.2.1.2 Equipment and materials

- Requirement: between 20 and 30 miscellaneous objects
 - Mandatory:
 - 4 to 7 tubes, all accessible
 - 1 dog toy, hidden but accessible
 - 2 non-airtight containers with kibbles inside. The containers are not accessible
 - Various objects to choose from to complete:
 - Interior: Objects used must be interior items
 - Boxes
 - Blankets
 - Buckets
 - Chairs
 - Etc
 - Exterior: Objects used must be exterior objects
 - Leaf broom
 - Bikes
 - Flower box
 - Watering can
 - Etc

13.1.2.2 Sex and quantity of rats

- 1 rat, male and/or female will be used. However, the choice of sex must remain the same throughout the competition to ensure fairplay to all competitors.

13.1.2.3 Placement of tube

- A total of 4 to 7 tubes will be used; one will contain the rat, two will have litter and the others (one to three) will be empty and clean
- All objects used, including the tubes, must be on the ground
- The tubes, including the one containing the rat, can be hidden in or under another object.

13.1.3 Expert

13.1.3.1 Construction parameters

13.1.3.1.1 Enclosure dimensions

- Interior; 400 square feet
- Exterior; 600 square feet

- Minimum of 10 feet in width

13.1.3.1.2 Equipment and materials

- Requirement: between 15 and 20 miscellaneous objects
 - Mandatory:
 - 6 tubes, all accessible
 - 2 dog toys not hidden and accessible
 - 2 non-airtight containers with dog threats inside. The containers are easily accessible
 - Various objects to choose from to complete:
 - Interior: Objects used must be interior items
 - Boxes
 - Blankets
 - Buckets
 - Chairs
 - Etc
 - Exterior: Objects used must be exterior objects
 - Leaf broom
 - Bikes
 - Flower box
 - Watering can
 - Etc

13.1.3.2 Sex and quantity of rats

- 2 rats, male and/or female will be used. However, the choice of sex must remain the same throughout the competition to ensure fairplay to all competitors.

13.1.3.3 Placement of tube

- A total of 6 tubes will be used; two will contain a rat and the others will have litter
- All objects used, including the tubes, could be on the ground or at a maximum height of 36 inches
- The tubes, including those containing a rat, can be hidden in or under another object

13.1.4 Champion

13.1.4.1 Construction parameters

13.1.4.1.1 Enclosure dimensions

- Interior; 400 square feet
- Exterior; 600 square feet
- Minimum of 10 feet in width

13.1.4.1.2 Equipment and materials

- Interior requirement: between 30 and 40 miscellaneous objects
- Exterior requirement: A minimum of 40 miscellaneous objects

- Mandatory:
 - 8 tubes, all accessible
 - Minimum of 4 dog toys not hidden and accessible
- Various objects to chose from to complete:
 - Interior: Objects used must be interior items
 - Boxes
 - Blankets
 - Buckets
 - Chairs
 - Etc
 - Exterior: Objects used must be exterior objects
 - Leaf broom
 - Bikes
 - Flower box
 - Watering can
 - Etc

13.1.4.2 Sex and quantity of rats

- 2 rats, male and/or female will be used. However, the choice of sex must remain the same throughout the competition to ensure fairplay to all competitors.

13.1.4.3 Placement of tube

- A total of 8 tubes will be used; two will contain a rat, four will have litter and the last two will contain human food as distractor
- All objects used, including the tubes, could be on the ground or at a maximum height of 36 inches
- Inside, a minimum of 2 tubes must be in height. They can be suspended, horizontally, as long as it is not with a bungee.
- Outdoors, tubes can be partially buried to a maximum depth of 3 inches as long as rat safety is not compromised
- The tubes, including those containing a rat, can be hidden in or under another object

13.2 Regulations for all levels

13.2.1 Start box

13.2.1.1 Placement

- The box must be inside the enclosure
- Minimum distance of 5 feet from any object

13.2.1.2 Dimensions

- 4 feet wide by 3 feet deep

13.2.2 Enclosure fence

- Minimum height 3 feet

- Made of material visible to the dog
- Anchored to the ground solidly enough so dogs cannot go under

13.2.3 Tubes and objects

- Placement of the tube(s) with rat as mentioned in the specifics by levels
- Tubes used can be white, black or painted in different colors
- Lure tubes (empty or with litter) can be of different shapes and sizes
- Tubes with rat must comply with regulation (length/size)
- Same set-up for all teams
- Participant knows the location of the rat tube(s) before entering the ring

13.2.4 Eligible dogs

- As stipulated in the General Rules and Regulations
- Dogs of all levels can participate in Ga-Rat-Ge
- In a sanctioned trial, the dog must compete in its current level.
- A competing dog cannot do a For Exhibit Only (FEO) hunt and a sanctioned hunt in the same competition

13.2.5 Entering the ring

- The dog must be under control (with or without leash)
- For security reasons, the participant must wait at a safe distance from the gate for the previous team to leave the ring and for the judge and/or the gate to give the go-ahead before entering the ring

13.2.6 Praise and rewards

- Upon confirmation by the judge that the rat has been found, verbal and physical encouragements will be permitted but no treats or toys will be tolerated in the ring out of respect for the following teams.

13.2.7 Identifying the location of the rat(s)

- Only the dog is allowed to enter the field. The participant is entitled to a starting command and must then remain in the starting box, **in silence and without making any noise**. He cannot at any time help his dog either gesturally or verbally.
- The judge stops time when he considers that the dog clearly and unequivocally demonstrates the presence of the rat (as defined in Bush Hunting, section 4.2.7)
- For levels with more than one rat, when the judge confirms that a rat has been found, the participant must catch their dog and bring it back to the predetermined space while waiting for the identified tube to be removed from the enclosure. The participant must wait for the judge's OK before releasing their dog to find the next rat.
 - Time stops as soon as a rat is found and starts again when the dog is released
 - If the dog finds another rat while the time is stopped, this find does not count. The participant must still bring his dog back into the predetermined space and wait for the judge's OK to release his dog. The dog must return to mark the next rat.

- The participant has the right to give again a verbal command when he releases his dog
- **Any loss of control of the dog while the rat is being removed leads to automatic disqualification**

13.2.8 Exiting the ring

- When leaving the ring, the dog must always be under control (with or without leash).

13.3 Scoring parameters

13.3.1 Qualifying score

The team will earn a qualifying score if the total time to find the rat(s), to the satisfaction of the judge, is within the following parameters:

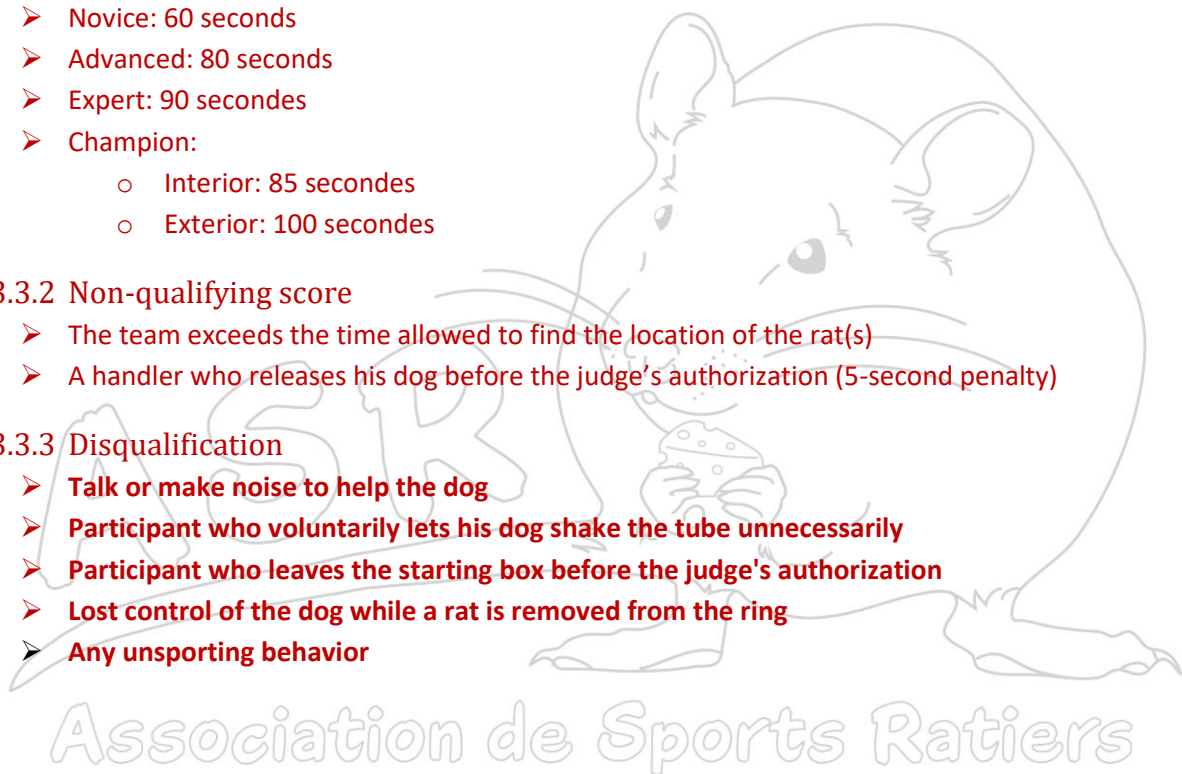
- Novice: 60 seconds
- Advanced: 80 seconds
- Expert: 90 secondes
- Champion:
 - Interior: 85 secondes
 - Exterior: 100 secondes

13.3.2 Non-qualifying score

- The team exceeds the time allowed to find the location of the rat(s)
- A handler who releases his dog before the judge's authorization (5-second penalty)

13.3.3 Disqualification

- **Talk or make noise to help the dog**
- **Participant who voluntarily lets his dog shake the tube unnecessarily**
- **Participant who leaves the starting box before the judge's authorization**
- **Lost control of the dog while a rat is removed from the ring**
- **Any unsporting behavior**



14 WELFARE AND SECURITY OF THE RATS

14.1 Welfare of the rats during a trial


- The organizing body must know the origins of the rats used during its trials.
- Each and every rat must have been trained and must not show any sign of stress while in the tube.
- A rat showing any sign of stress must be removed immediately and cannot be reused for the remainder of the competition.
- A transport cage must be made available and used to give the rats sufficient rest periods.
- Resting rats must be placed in a quiet area not accessible to dogs.
- During their rest periods, the rats must have fresh water and food at their disposal.
- It is forbidden for competitors to approach the rats during their rest period especially with a dog. People who do so could be disqualified with no refund.
- A rat cannot be used for more than an hour at the time and the interval could be less depending on the level and/or intensity of the dogs.
- Each rat must have a minimum of 30-minute rest periods between working sessions.
- Depending on the health of the rat, retirement of the rat is between 18 months to 2 years of age.
- The health and wellbeing of the rat is always the first and foremost concern during a competition
- While in the ring, rats are kept in metallic cages or in PVC tube resistant to dogs.
- At no time should there be direct contact between the rats and the dogs

14.1.1 Tubes cleaning

- The tubes used for the rats must be cleaned before and after every competition
 - Before and after the trial; ideally wash with a mild dish soap. Occasionnaly a more thorough wash may be required
 - During the trial; a dry or damp paper towel, an unscented baby wipe or the equivalent is sufficient

14.2 Tubes recognized by the Association de sports ratiers

The tubes used can be white, black, gray or brown.



14.2.1 Material necessary in the making of an official tube for ratting sports


- 1 length of straight pvc pipe 4 inches in diameter and 10 inches long
- 1 drain cap of 4 inches
- 1 seethrough cap PVC / BNQ 4 inches
- 1 anchoring adaptor PVC/ BNQ 4 inches

Note: For the Ratissage game smaller (3 inches diameter) and shorter tubes are allowed.

14.3 Making the tube

14.3.1 The PVC tube


- 5 rows of holes will be drilled around the tube.
- Each row will be spaced about 6 centimeters apart.
- Each row will have 4 holes spaced about 3 centimeters apart.
- The diameter of the bit used to drill the holes is 9/32



14.3.2 Seethrough cap

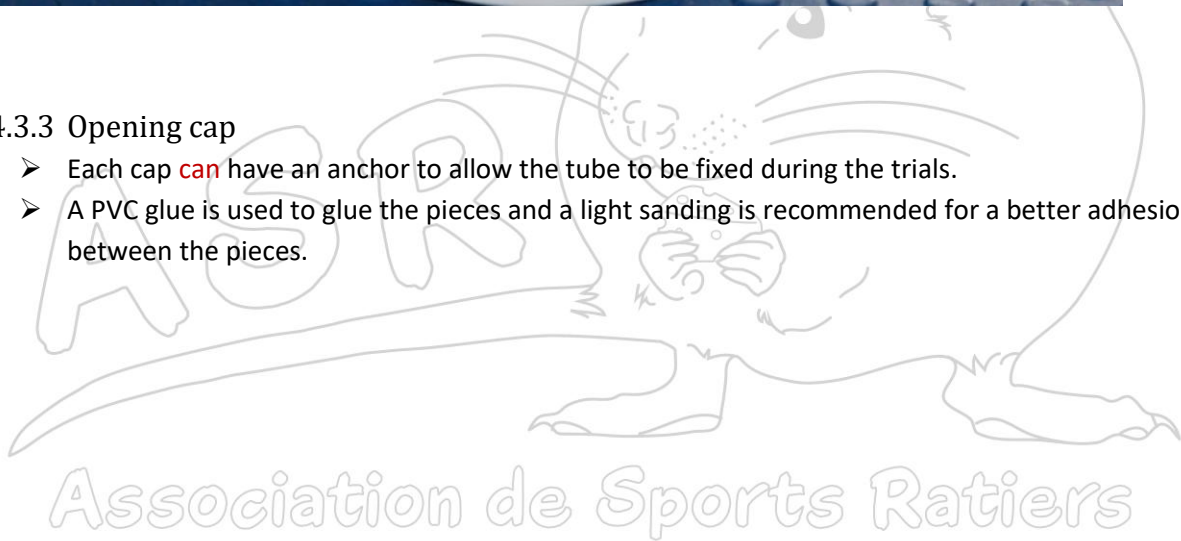
- The seethrough cap will be pierced with 12 holes, 4 in the center and 8 along the edge
- The diameter of the bit used to drill the holes is 1/4

Association de Sports Ratiers



14.3.3 Opening cap

- Each cap **can** have an anchor to allow the tube to be fixed during the trials.
- A PVC glue is used to glue the pieces and a light sanding is recommended for a better adhesion between the pieces.

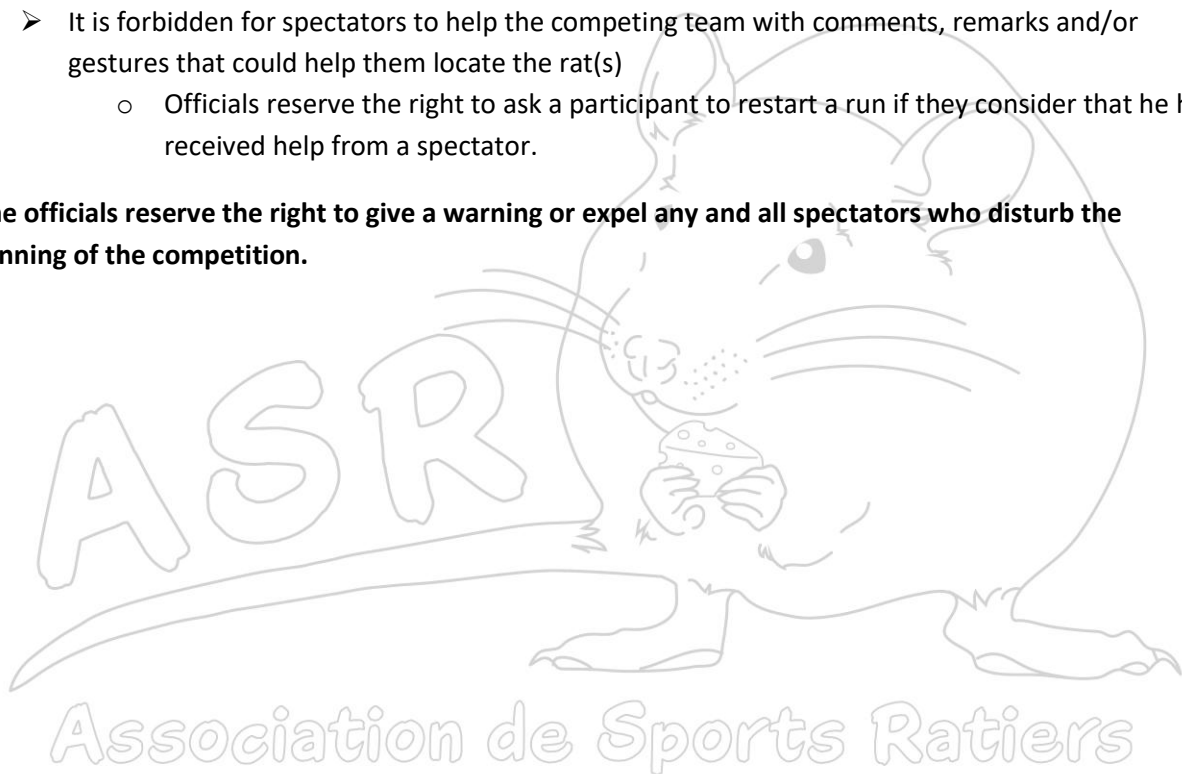




15 SPECTATOR'S CODE OF CONDUCT

- A 'spectator' is considered as any person who is not participating in the competition and any competitor waiting their turn.
- Before interacting with a dog, permission must be obtained from the dog handler. This rule is especially important for children.
- Children (under 14 years old) must be accompanied by a responsible adult
- Spectators can sit or stand around the enclosure but must not be closer than 10 feet on all sides and must not block easy access to the enclosure
- Spectators can be accompanied by their dog as long as they are calm and quiet
- Out of respect for the competing teams, noisy dogs must be kept a minimum of 15 feet away from the enclosure
- It is forbidden for spectators to help the competing team with comments, remarks and/or gestures that could help them locate the rat(s)
 - Officials reserve the right to ask a participant to restart a run if they consider that he has received help from a spectator.

The officials reserve the right to give a warning or expel any and all spectators who disturb the running of the competition.



16 ROLE AND RESPONSIBILITIES OF OFFICIALS

A judge is a person accredited as such by the ASR, able to do the duties of a judge during an event sanctioned by the ASR. A judge is an ambassador representing the ASR, as well as its philosophy and its values, both inside and around the ring.

16.1 Judge

To be accredited as a judge by the ASR, any interested person will have

- Attend a training seminar for judges which includes theoretical and practical components.
- Successfully complete the entire training program
- Obtain his accreditation number from the Association de Sports Ratiers

16.1.1 General admission requirements

To be admissible as a candidate for the judges' training program with the ASR, the candidate must

- Be 18 or over on the first day of the clinic for judges
- Have been an active in ratting sports activities. This includes, but is not limited to, participation as a competitor, demonstrating a commitment to the sport by being a regular volunteer during practice or during sanctioned competitions, etc.
- Being physically able to perform the tasks of a judge. These tasks include, but are not limited to, moving haystacks during the construction of the events, standing for extended periods of time, moving to be in a position to clearly see each dog as it moves through the enclosure.

To maintain his accreditation and his judge number with the ASR, a judge will have to regularly attend update workshops to keep abreast of the evolution of the regulations for his entire career.

A judge must know the rules and apply them according to the rule book. Otherwise, the judge will receive a warning from the ASR. Following a second warning, a disciplinary measure will be applied (to be determined according to the derogation).

Because a judge has final say on all proceedings inside the enclosure, he must be neutral and impartial at all times. He must respect the dogs and humans in all circumstances.

If a complaint is made against a judge, a warning may be issued by the ASR.

It is the judge's responsibility to ensure, before each level of a competition, that the enclosures are set according to the rules and that all is secure for dogs and humans.

A judge must make sure that the competitors are aware and understand the regulations for the game in which they are about to participate. It is the judge's responsibility to make certain that all regulations are respected for all levels.

A judge must guarantee the maintenance and uniformity of playing times for all competitors, all different games and for all levels of expertise. No competitor should be favored or disadvantaged as to his playtime.

It is the judge's responsibility to maintain order in the enclosure and within a 10 to 15-foot distance from the enclosure to ensure the well-being and enjoyment of the competitors and for the security of the judges and assistant judges and volunteers on duty during the trial.

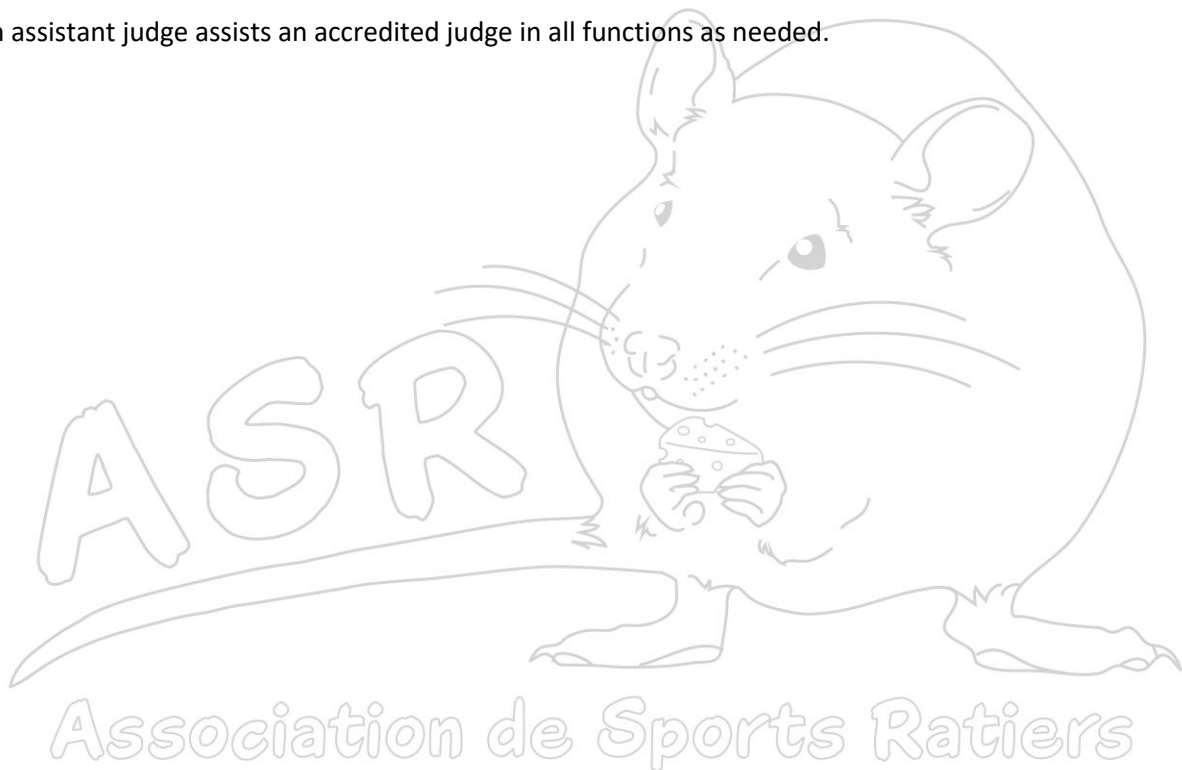
The judge must verify that all the final score sheets are filled correctly.

At all times, the judges have the right not to sanction a competition if the organizing club does not meet all the criteria required according to the rule book.

16.2 Assistant Judge

An assistant judge is a person who is at the last stage of training to become a judge. He attended the training workshop, successfully completed his theoretical exam and the mandatory practical sessions.

An assistant judge assists an accredited judge in all functions as needed.



17 GUIDELINES FOR ORGANIZING A TRIAL

In order to have an ASR sanctioned trial the club organizing the event must:

- Be accredited by the ASR
- Be knowledgeable and respect the rules and regulations of the ASR and apply them without exception
 - These rules have been established to ensure the well being and security of all participants: humans, dogs and rats.
- Register their event with the ASR within a reasonable delay, minimum of 8 weeks prior. This delay enables the ASR to advertise the event on its Facebook page and validate that the selected judges are in good standing with the ASR.

Note: The minimum distance between two competition sites for the same weekend is 150 km

It is the responsibility of the organizing club to:

- Have the necessary documents for the accredited judges working the event
 - Score sheet
 - Results compilation sheet
- Ensure all ribbons and/or rosettes (Q's, placement, titles, etc.) are prepared and have the ASR official logo
- Hire judges duly accredited by the ASR
- If applicable, ensure the assistant judges are also in good standing
- Register all trial participants with their dog's ID number to ensure they are members of the ASR.
- Gather all information pertinent to the maintenance of the results database for each dog / member. (necessary forms are available from the ASR Website)
- Send to the ASR, within a week following the event a copy of the score sheets and compilation sheet (digital or paper format)
- Supply or acquire all necessary equipment
 - To minimize risks of injury to the dogs, the use straw bales is not recommended **with the exception of wheat straw**. The use of hay bales is strongly recommended.
- **It is recommended to specify in the Premium whether the competition will be held indoors or outdoors and whether it is in an artificial or natural environment**
- **It is suggested to define a demarcated area for spectators so as not to disturb the searching dog**

ANNEXES

Appendix A – Titles Flowchart

TITLES CHART

Barn hunting	Brush hunting	Go-to-ground
Instinct (ICGR)	Instinct (ICBR)	Instinct (ICTA)
Novice (NCGR) 3 Q	Novice (NCBR) 3 Q	Novice (NCTA) 3 Q
Master Novice (MNCGR) * 13 Q novice level	Master Novice (MNCBR) * 13 Q novice level	
Advanced (ACGR) 4 Q	Advanced (ACBR) 4 Q	Advanced (ACTA) 4 Q
Master Advanced (MACGR) * 14 Q advanced level	Master Advanced (MACBR) * 14 Q advanced level	
Expert (ECGR) 5 Q	Expert (ECBR) 5 Q	Expert (ECTA) 5 Q
Master Expert (MECGR) * 15 Q expert level	Master Expert (MECBR) * 15 Q expert level	
Champion (ChCGR) 7 Q champion level	Champion (ChCBR) 7 Q champion level	Champion (ChCTA) 7 Q champion level
Master Champion (MChCGR) * 17 Q champion level	Master Champion (MChCBR) * 17 Q champion level	
Grand champion (GChCGR)** 8 Q grand champion level	Grand champion (GChCBR)** 8 Q grand champion level	
Excellent (CGRX) 10 Q excellent level	Excellent (CBRX) 10 Q excellent level	Excellent (CTAX) 10 Q excellent level
Excellent bronze (CGRXBr) 15 Q excellent level	Excellent bronze (CBRXBr) 15 Q excellent level	Excellent bronze (CTAXBr) 15 Q excellent level
Excellent silver (CGRXAr) 20 Q excellent level	Excellent silver (CBRXAr) 20 Q excellent level	Excellent silver (CTAXAr) 20 Q excellent level
Excellent gold (CGRXOr) 25 Q excellent level	Excellent gold (CBRXOr) 25 Q excellent level	Excellent gold (CTAXOr) 25 Q excellent level
Outstanding hunter (CEmCGR) 30 Q excellent level	Outstanding hunter (CEmCBR) 30 Q excellent level	Outstanding hunter (CEmCTA) 30 Q excellent level

* This title is not mandatory to move to the next level

** Starting January 1, 2025, the Grand Champion title is optional and will be no longer available after December 31, 2026.

TITLES CHART (GAMES)

Combo	4 by 4	Challenge
Combo (CO) 2 Q	4 by 4 (4par4) 2 Q	Challenge (DE) 2 Q
Combo Bronze (COBr) 5 Q	4 by 4 Bronze (4par4Br) 5 Q	Challenge Bronze (DEBr) 5 Q
Combo Silver (COAr) 10 Q	4 by 4 Silver (4par4Ar) 10 Q	Challenge Silver (DEAr) 10 Q
Combo Gold (COOr) 20 Q	4 by 4 Gold (4par4Or) 20 Q	Challenge Gold (DEOr) 20 Q
Combo Outstanding Hunter (COEm) 40 Q	4 by 4 Outstanding Hunter (4par4Em) 40 Q	Challenge Outstanding Hunter (DEEm) 40 Q

Brush Hunting Relay	Barn Hunting Relay	Ratissage
(REBR) 2 Q	Barn Hunting Relay (REGR) 2 Q	Novice (RaNo) 5 Q novice level
Brush Hunting Relay Bronze (REBRBr) 5 Q	Barn Hunting Relay Bronze (REGRBr) 5 Q	Advanced (RaAv) 7 Q advanced level
Brush Hunting Relay Silver (REBRAr) 10 Q	Barn Hunting Relay Silver (REGRAr) 10 Q	Expert (RaEx) 10 Q expert level
Brush Hunting Relay Gold (REBROr) 20 Q	Barn Hunting Relay Gold (REGROr) 20 Q	
Brush Hunting Relay Outstanding Hunter (REBREm) 40 Q	Barn Hunting Relay Outstanding Hunter (REGREm) 40 Q	

TITLES CHART (GAMES)

Ga-Rat-Ge Interior

Novice (GRGN int)
 3 Q novice level
 Advanced (GRGA int)
 4 Q advanced level
 Expert (GRGE int)
 5 Q expert level
 Champion (GRGC int)
 10 Q champion level
 Champion Bronze (GRGCB_r int)
 15 Q champion level
 Champion Silver (GRGC_{Ar} int)
 20 Q champion level
 Champion Gold (GRGC_{Or} int)
 25 Q champion level

Ga-Rat-Ge Exterior

Novice (GRGN ext)
 3 Q novice level
 Advanced (GRGA ext)
 4 Q advanced level
 Expert (GRGE ext)
 5 Q expert level
 Champion (GRGC ext)
 10 Q champion level
 Champion Bronze (GRGCB_r ext)
 15 Q champion level
 Champion Silver (GRGC_{Ar} ext)
 20 Q champion level
 Champion Gold (GRGC_{Or} ext)
 25 Q champion level

Outstanding Champion (GRGC Em)

Association de Sports Ratiers

Annex B – Summary tables

BRUSH HUNTING						
Enclosure size (indoor/outdoor) ft ²	200	NOVICE/ MASTER NOVICE	ADVANCED/ MASTER ADVANCED	EXPERT/ MASTER EXPERT	CHAMPION/ GRAND CHAMPION/ MASTER CHAMPION	EXCELLENT
Minimal enclosure width (feet)	10	10	10	10	10 (20)**	10 (20)**
Number of hay bales Indoor and exterior artificial	7-9	7-9	11-15	20-25	25-30	30-35
Number of stacks Indoor and exterior artificial	1	1	2	5	6	6
Number of tubes	1	1	1	1	2	3
Number of rats	1	1	1	1	2	3
Maximum tube height	on ground	on ground	on ground	on ground	on ground	on ground or hay bale
Tubes depths in hay	recessed 2"	recessed 2"	recessed 2"	recessed 2" to 4" pack hay	recessed 4" to 6" pack hay	recessed 4" to 6" pack hay
Time without talking in the starting box (sec)	60	60	60	60	60 (65)**	80 (85) **
Time without talking or pointing with the dog (sec)	20*	20*	10*	0*	0*	0*
Maximum time to "Q" (sec)	80*	80*	70*	60*	60 (65)**	80 (85) **
Additional time to complete search without Q (sec)	40	40	50	60	60 (55) **	40 (35) **

NOTE:

Starting box must be at least 5 feet from any stack

Outside, in natural environment, use branches, leaves, brush, rocks, holes etc. depending on the area

* An additional 15 seconds is added for veteran dogs

** Numbers in () refer to outdoor set-up in a natural environment



Version revised jan 2025

BARN HUNTING		INSTINCT	NOVICE/ MASTER NOVICE	ADVANCED/ MASTER ADVANCED	EXPERT/ MASTER EXPERT	CHAMPION/ GRAND CHAMPION/ MASTER CHAMPION	EXCELLENT
Enclosure size (ft2)		200	200	300	400	400	400
Minimal enclosure width (feet)		10	10	10	10	15	15
Hay bales number		7-9	7-9	11-15	20-25	25-30	30-35
Hay bales set-up		"I"	"I"	"I"	2"I", "L"	"U", "T", 2"L", 3"I"	"T" "H" "UU"
Minimum height (stacking) of hay bales		2	2	2	3	3	3
Total number of tubes		3	3	4	6	7-8	9-11
Number of clean/odorless tubes		1	1	1	0	0	0
Number of tubes with litter		1	1	2	4	5-6	6-8
Number of tubes with rats		1	1	1	2	2	3
Maximum tube height		on ground	on ground	on ground	hay bale	hay bale	hay bale
Minimum number of tubes in height		0	0	0	2	0 à 8	0 à 11
Location of tubes with rats		on ground	on ground	on ground	on ground or hay bale	on ground or hay bale	on ground or hay bale
Tubes depth in hay bales		Protrude 1"	Protrude 1"	Flush	Embedded 1"	Embedded 2"	Embedded 2' min
Visibility of tubes		visible	visible	visible	visible	visible	visible
Searching time without talking/pointing (sec)		30	30	45	60	75	80
Additional time talking/pointing (sec)		60*	60*	45*	30*	15*	10*
Maximum time to "Q" (sec)		90*	90*	90*	90*	90*	90*
Additional time to complete search without Q (sec)		30	30	30	30	30	30

NOTE:

"U" shape must be at least 12 ft width. "T" shape is a double "L" back-to-back with tubes on each side

* An additionnal 15 secondes is added for veteran dogs



Version revised jan 2025

GO-TO-GROUND		INSTINCT	NOVICE	ADVANCED	EXPERT	CHAMPION	EXCELLENT
Distance start line / tunnel entrance (inches) and position		6" in front	6" in front	12" in front	18" in front	24" away and 90 degree entry angle	48" away and entry angle at judge's discretion
Minimum enclosure size at the tunnel entrance (feet)		5 x 5	5 x 5	5 x 5	10 x 10	12 x 12	15 X 15
Total length of the tunnel (feet)		12	12	16	24	24	28
Number of 90 degrees turn		1	1	2	3	3	4
Number of dead ends		0	0	0	0	0	1
Marking time required for a "Q" (seconds)		20	20	40	60	60	60
Number of times the dog can go out and re-enter the tunnel		infinity	infinity	1	0	0	0
Maximum time to reach the rat cage		36	36	32	36	36	40

ATTENTION: No tunnel winding, the rat cage must remain away from the tunnel entrance
In Instinct / Novice the handler can touch his dog to re-align the dog to the tunnel entrance but not for the other levels



Version revised jan 2025

	Barn Hunting Relay	Brush Hunting Relay	Combo	4 BY 4 *	Challenge
Starting box	2	2	1 starting of 4' x 3' 2 displacement of 2'x2'	1	1
Enclosure size (indoor / outdoor) ft2	400	400	400	400	400
Enclosure minimal width (feet)	15	15	15	15	15
Number of Haystacks Indoor and Outdoor Artificial	25-35	20-25	25 à 35	25 à 35	25 à 35
Number of stations Indoor and Outdoor Artificial	"T" "H" or "UU" layout	minimum 5	6 stacks minimum with 1 straight line of 2 levels done with 8-10 bales and 5 stacks or +	minimum 6	double U or double L or 3 separate lines
Number of tubes	8	2	9	8	12 à 15
Number of rats	2	2	3	4	3 à 5
Number of tubes with litter	6	0	6	4	3 à 5
Maximal height of the tubes	on ground or haystack	on ground or haystack	for brush and barn sections: on ground and/or haystack height	on ground or haystack	on ground or haystack
Visibility of the tubes	Recessed 2"	recessed 2" to 4" hidden by pack hay	barn portion: embedded 2" brush portion: recessed 2" to 4" hidden by pack hay	recessed 2" to 4" hidden by pack hay	Recessed 2" minimum can move but without speaking or pointing during 90 sec
Time without speaking in the starting box (sec)	Can move without speaking or pointing	60	maximum 2 moves allowed to the 2 displacement boxes, without speaking or pointing	without speaking or moving for any of the 4 participants	
Time with the dog without speaking or pointing (sec)		0			
Maximum time to "Q" (sec)	60	60	75 **	120	90
Additional time to complete search without "Q" (sec)	60	60	0	0	0

* In 4 by 4 there are 4 teams, 3 of which waiting outside near the entrance and enter in turn if the team inside requests it or if the rat is found, respecting the judge's instructions

** An additional 15 secondes is added for veteran dogs

Brush Hunting Relay: Set-up is as per Expert Brush Hunting with two starting boxes

Barn Hunting Relay: Set-up is as per Excellent Barn Hunting with two starting boxes



Version revised jan 2025

RATISSAGE	NOVICE	ADVANCED	EXPERT		
Wooded enclosure size (ft2)	3000	4500	4500		
Field enclosure size (ft2)	TBD	TBD	TBD		
Half and Half enclosure size (ft2)	TBD	TBD	TBD		
Number of tubes	1	2 to 4	2 to 4		
Number of tubes with rats	1	1	2		
Number of clean/odorless tubes	0	1 to 3	1 to 3		
Maximum tube height	on ground	on ground	on ground		
Maximum time to "Q" (sec)	60*	90*	TBD		

NOTE:

Search area is not fenced but limits are marked with ribbons, flags or cones



* An additionnal 15 secondes is added for veteran dogs

Version revised jan 2025

Ga-Rat-Ge	NOVICE	ADVANCED	EXPERT	CHAMPION
Enclosure size (ft2)	200 (300)*	400 (500)*	400 (600)*	400 (600)*
Minimal enclosure width (feet)	10	10	10	10
Total number of required objects	15 to 20	20 to 30	25 to 30	30 to 40 (min 40)*
Number of tubes	4 or 5	4 to 7	6	8
Other mandatory objects	none	1 dog toy 2 containers with kibbles	2 dog toys 2 containers with treats	4 dog toys 2 tubes with human food
Number of tubes with rats	1	1	2	2
Number of clean/odorless tubes	3 or 4	1 to 4	0	0
Number of tubes with litter	0	2	4	4
Maximum tube height	on ground	on ground	on ground or up to 36"	on ground or up to 36"
Time without talking in the starting box (sec)	60	80	90	85 (100)*
Temps maximum pour avoir un "Q" (sec)	60	80	90	85 (100)*

NOTE:

Starting box must be minimum 5 ft away from any object

* Numbers between () refer to exterior set-up



Version revised jan 2025

ADDITIONNAL TIME FOR VETERAN DOGS

Barn hunting, Brush hunting, Ratissage and Combo

An additionnal 15 seconds is added to all levels for these disciplines to obtain a Q

VETERAN DOG CRITERIAS

Tall Breeds:	7 years and over 24 inches or more at shoulder
Medium size Breeds:	9 years and over between 16 and 24 inches at shoulder
Small Breeds:	11 years and over less than 16 inches at shoulder



Version révisée jan 2025



Annex C – Special cases

A. Blind dog

1. BRUSH HUNTING

All the criteria defined previously apply except for the following points:

1.1. Identifying the location of the rat(s)

Novice

- Initially, the participant does not know the location of the tube.
- During the first minute, only the dog is allowed to enter the searching area.
- The participant is entitled to a starting order and must then remain in the starting box, **in silence and without making any noise** during 30 seconds. After 30 seconds, the participant can talk to his dog while remaining in the starting area. He can verbally encourage his dog or make noises with his mouth. In no case can he steer his dog (right, left, etc.)
- At 60 seconds, the participant can leave the start zone and move around the enclosure.
- At 80 seconds (1m 20s), the judges will indicate the location of the tube. The participant can then go to it. In no time can he direct his dog directly. The participant can position himself near the tube and encourage his dog to come and search.
- Under no circumstances may the participant touch his dog or the tube during qualifying time otherwise the team is disqualified.

Advanced

- Initially, the participant does not know the location of the tube.
- During the first minute, only the dog is allowed to enter the searching area.
- The participant is entitled to a starting order and must then remain in the starting box, **in silence and without making any noise** during 40 seconds. After 40 seconds, the participant can talk to his dog while remaining in the starting area. He can verbally encourage his dog or make noises with his mouth. In no case can he steer his dog (right, left, etc.)
- At 60 seconds, the participant can leave the start zone and move around the enclosure.
- At 80 seconds (1m 20s), the judges will indicate the location of the tube. The participant can then go to it. In no time can he direct his dog directly. The participant can position himself near the tube and encourage his dog to come and search.
- Under no circumstances may the participant touch his dog or the tube during qualifying time otherwise the team is disqualified.

Expert

- Initially, the participant does not know the location of the tube.
- During the first minute, only the dog is allowed to enter the searching area.
- The participant is entitled to a starting order and must then remain in the starting box, **in silence and without making any noise** during 50 seconds. After 50 seconds, the participant can talk to his dog while remaining in the starting area. He can verbally encourage his dog or make noises with his mouth. In no case can he steer his dog (right, left, etc.)
- At 60 seconds, the participant can leave the start zone and move around the enclosure.
- At 90 seconds (1m 30s), the judges will indicate the location of the tube. The participant can then go to it. In no time can he direct his dog directly. The participant can position himself near the tube and encourage his dog to come and search.
- Under no circumstances may the participant touch his dog or the tube during qualifying time otherwise the team is disqualified.

Champion (Grand Champion)

- Initially, the participant does not know the location of the tube.
- During the first 45 seconds, only the dog is allowed to enter the searching area.
- The participant is entitled to a starting order and must then remain in the starting box, **in silence and without making any noise** during 30 seconds. After 30 seconds, the participant can talk to his dog while remaining in the starting area. He can verbally encourage his dog or make noises with his mouth. In no case can he steer his dog (right, left, etc.)
- At 45 seconds, the participant can leave the start zone and move around the enclosure.
- At 60 seconds (1m), the judges will indicate the location of the tubes. The participant can then go to it. In no time can he direct his dog directly. The participant can position himself near the tube and encourage his dog to come and search.
- Under no circumstances may the participant touch his dog or the tube during qualifying time otherwise the team is disqualified.

Excellent

- Initially, the participant does not know the location of the tube.
- During the first 45 seconds, only the dog is allowed to enter the searching area.
- The participant is entitled to a starting order and must then remain in the starting box, **in silence and without making any noise** during 30 seconds. After 30 seconds, the participant can talk to his dog while remaining in the starting area. He can verbally encourage his dog or make noises with his mouth. In no case can he steer his dog (right, left, etc.)
- At 45 seconds, the participant can leave the start zone and move around the enclosure.
- At 60 seconds (1m), the judges will indicate the location of the tubes. The participant can then go to it. In no time can he direct his dog directly. The participant can position himself near the tube and encourage his dog to come and search.

- Under no circumstances may the participant touch his dog or the tube during qualifying time otherwise the team is disqualified.

1.2. Qualifying score

The team will earn a qualifying score when the rat is identified, to the satisfaction of the judge, within the following parameters:

- Novice: 110 seconds (1m 50s)
- Advanced: 120 seconds (2m)
- Expert: 110 seconds (1m 50s)
- Champion (Grand Champion): 100 seconds (1m 40s)
- Excellent: 120 seconds (2m)

2. BARN HUNTING

All the criteria defined previously apply except for the following points:

2.1 Identifying the location of the rat(s)

Novice

- A time of 90 seconds (1m 30s) is allocated to the team for the research of the rat as stipulated in the table of parameters established by level
- During the first 15 seconds, only the dog is allowed to enter the searching area. The participant is entitled to a starting order and must then remain in the starting box, **in silence and without making any noise.**
- At 15 seconds, the participant can talk to his dog while remaining in the starting area. He can encourage his dog and verbally direct him to the tubes.
- At 30 seconds, the participant can leave the starting zone and move around the enclosure. He can scratch the tubes but can not touch his dog at any time.

Advanced

- A time of 90 seconds (1m 30s) is allocated to the team for the research of the rat as stipulated in the table of parameters established by level
- During the first 20 seconds, only the dog is allowed to enter the searching area. The participant is entitled to a starting order and must then remain in the starting box, **in silence and without making any noise.**
- At 20 seconds, the participant can talk to his dog while remaining in the starting area. He can encourage his dog and verbally direct him to the tubes.
- At 45 seconds, the participant can leave the starting zone and move around the enclosure. He can scratch the tubes but can not touch his dog at any time.

Expert

- A time of 120 seconds (2m) is allocated to the team for the research of the rats as stipulated in the table of parameters established by level
- During the first 30 seconds, only the dog is allowed to enter the searching area. The participant is entitled to a starting order and must then remain in the starting box, **in silence and without making any noise.**
- At 30 seconds, the participant can talk to his dog while remaining in the starting area. He can encourage his dog and verbally direct him to the tubes.
- At 45 seconds, the participant can leave the starting zone and move around the enclosure. He can encourage and call his dog but not direct him. He is not allowed to touch his dog or the tubes.
- At 70 seconds (1m 10s), the participant can scratch the tubes but can not touch his dog at any time.

Champion (Grand Champion)

- A time of 120 seconds (2m) is allocated to the team for the research of the rats as stipulated in the table of parameters established by level
- During the first 30 seconds, only the dog is allowed to enter the searching area. The participant is entitled to a starting order and must then remain in the starting box, **in silence and without making any noise.**
- At 30 seconds, the participant can talk to his dog while remaining in the starting area. He can encourage his dog and verbally direct him to the tubes.
- At 45 seconds, the participant can leave the starting zone and move around the enclosure. He can encourage and call his dog but not direct him. He is not allowed to touch his dog or the tubes.
- At 75 seconds (1m 15s), the participant can scratch the tubes but can not touch his dog at any time.

Excellent

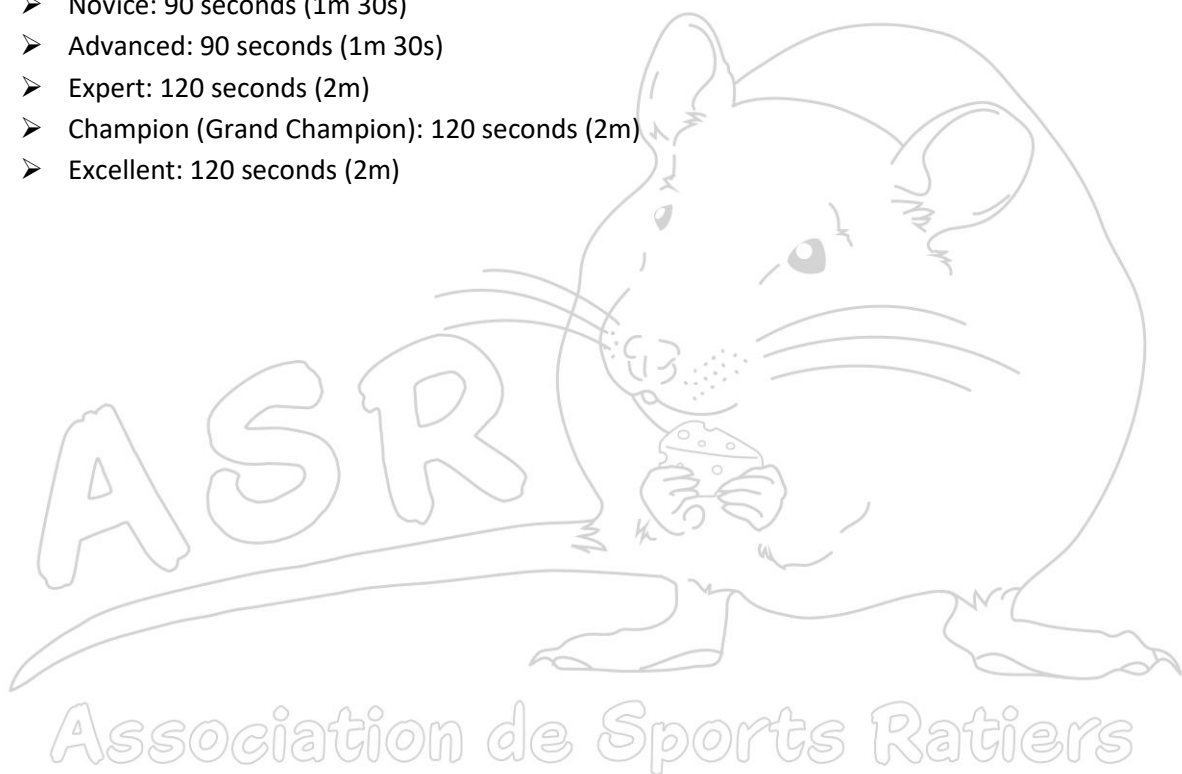
- A time of 120 seconds (2m) is allocated to the team for the research of the rats as stipulated in the table of parameters established by level
- During the first 20 seconds, only the dog is allowed to enter the searching area. The participant is entitled to a starting order and must then remain in the starting box, **in silence and without making any noise.**
- At 20 seconds, the participant can talk to his dog while remaining in the starting area. He can encourage his dog and verbally direct him to the tubes.

- At 40 seconds, the participant can leave the starting zone and move around the enclosure. He can encourage and call his dog but not direct him. He is not allowed to touch his dog or the tubes.
- At 60 seconds (1m), the participant can scratch the tubes but can not touch his dog at any time.

2.2 Qualifying score

The team will earn a qualifying score when the rat is identified, to the satisfaction of the judge, within the following parameters:

- Novice: 90 seconds (1m 30s)
- Advanced: 90 seconds (1m 30s)
- Expert: 120 seconds (2m)
- Champion (Grand Champion): 120 seconds (2m)
- Excellent: 120 seconds (2m)



BLIND DOG

BRUSH HUNTING		INSTINCT	NOVICE/ MASTER NOVICE	ADVANCED/ MASTER ADVANCED	EXPERT/ MASTER EXPERT	CHAMPION/ GRAND CHAMPION/ MASTER CHAMPION	EXCELLENT
Enclosure size (indoor/outdoor) ft ²	200	200	200	300	400	400 (600)**	400 (600)**
Minimal enclosure width (feet)	10	10	10	10	10	10 (20)**	10 (20)**
Indoor and exterior artificial	7-9	7-9	7-9	11-15	20-25	25-30	30-35
Indoor and exterior artificial	1	1	1	2	5	6	6
Number of tubes	1	1	1	1	1	2	3
Number of rats	1	1	1	1	1	2	3
Maximum tube height	on ground	on ground	on ground	on ground	on ground	on ground or hay bale	on ground or hay bale
Tubes depths in hay	recessed 2"	recessed 2"	recessed 2"	recessed 2"	recessed 2" to 4"	recessed 4" to 6"	recessed 4" to 6"
Time without talking in the starting box (sec)	30	30	30	40	50	30	30
Time talking in the starting box (sec)	30	30	30	20	10	15	15
Time talking with the dog (sec)	50	50	50	60	50	55	75
Judge advise of the location of the rat (sec)	80	80	80	80	90	60	60
Maximum time to "Q" (sec)	110	110	110	120	110	100	120
Additional time to complete search without Q (sec)	30	30	30	30	30	30	30

NOTE:

Starting box must be at least 5 feet from any stack Outside, in natural environment, use branches, leaves , brush, rocks, holes etc. depending on the area

* An additionnal 15 secondes is added for veteran dogs

** Numbers in () refer to outdoor set-up in a natural environment



Version revised jan 2025

BLIND DOG

BARN HUNTING	INSTINCT	NOVICE/ MASTER NOVICE	ADVANCED/ MASTER ADVANCED	EXPERT/ MASTER EXPERT	CHAMPION/ GRAND CHAMPION/ MASTER CHAMPION	EXCELLENT
	200	200	300	400	400	400
Enclosure size ft2	10	10	10	10	15	15
Minimal enclosure width (feet)	7-9	7-9	11-15	20-25	25-30	30-35
Hay bales number	"I"	"I"	"I"	2"I", "L"	"U", "T", 2"L", 3"I"	"T" "H" "UU"
Hay bales set-up	2	2	2	3	3	3
Minimum height (stacking) of hay bales	3	3	4	6	7-8	9-11
Total number of tubes	1	1	1	0	0	0
Number of clean/odorless tubes	1	1	2	4	5-6	6-8
Number of tubes with litter	1	1	1	2	2	3
Number of tubes with rats	on ground	on ground	on ground	hay bale	hay bale	hay bale
Maximum tube height	0	0	0	2	0 to 8	0 to 11
Minimum number of tubes in height	on ground	on ground	on ground	on ground or hay bale	on ground or hay bale	on ground or hay bale
Location of tubes with rats	Protude 1 in. visible	Protude 1 in. visible	Flush visible	Embedded 1 in. visible	Embedded 2 in. visible	Embedded 2 in. Minimum visible
Tubes depth in hay bales	15	15	20	30	30	20
Searching time without talking in the starting box (sec)	15	15	25	15	15	20
Searching time talking in the starting box (sec)	0	0	0	25	30	20
Searching time talking but not scratching (sec)	60	60	45	50	45	60
Searching time talking/scratching (sec)	90	90	90	120	120	120
Maximum time to "Q" (sec)	30	30	30	30	30	30
Additional time to complete search without Q (sec)						

NOTE:

"U" shape must be at least 12 pi./width. "T" shape is a double "L" back-to-back with tubes on each side

* An additional 15 secondes is added for veteran dogs



Version révisée jan 2025

B. Deaf and Blind dog

1. BRUSH HUNTING

All the criteria defined previously apply except for the following points:

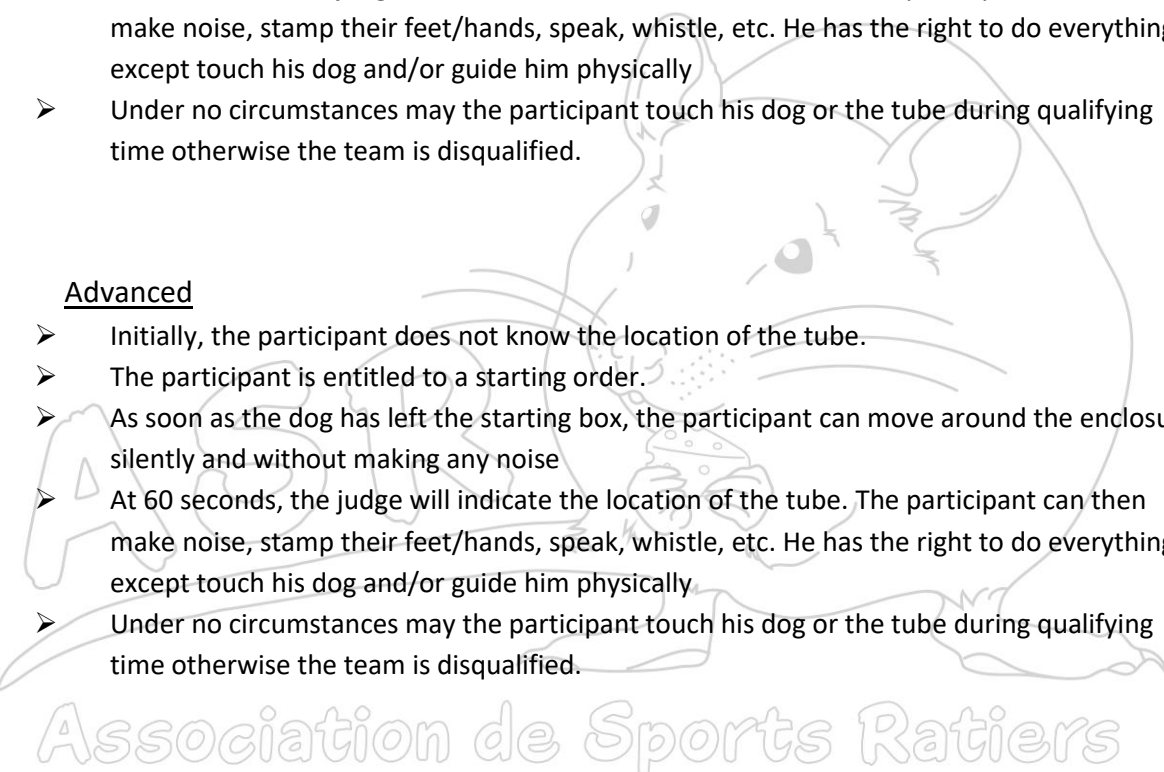
1.3. Identifying the location of the rat(s)

Novice

- Initially, the participant does not know the location of the tube.
- The participant is entitled to a starting order.
- As soon as the dog has left the starting box, the participant can move around the enclosure, silently and without making any noise
- At 45 seconds, the judge will indicate the location of the tube. The participant can then make noise, stamp their feet/hands, speak, whistle, etc. He has the right to do everything except touch his dog and/or guide him physically
- Under no circumstances may the participant touch his dog or the tube during qualifying time otherwise the team is disqualified.

Advanced

- Initially, the participant does not know the location of the tube.
- The participant is entitled to a starting order.
- As soon as the dog has left the starting box, the participant can move around the enclosure, silently and without making any noise
- At 60 seconds, the judge will indicate the location of the tube. The participant can then make noise, stamp their feet/hands, speak, whistle, etc. He has the right to do everything except touch his dog and/or guide him physically
- Under no circumstances may the participant touch his dog or the tube during qualifying time otherwise the team is disqualified.



1.4. Qualifying score

The team will earn a qualifying score when the rat is identified, to the satisfaction of the judge, within the following parameters:

- Novice: 110 seconds (1m 50s)
- Advanced: 120 seconds (2m)
- Expert: 110 seconds (1m 50s)
- Champion (Grand Champion): 100 seconds (1m 40s)
- Excellent: 120 seconds (2m)

2. BARN HUNTING

All the criteria defined previously apply except for the following points:

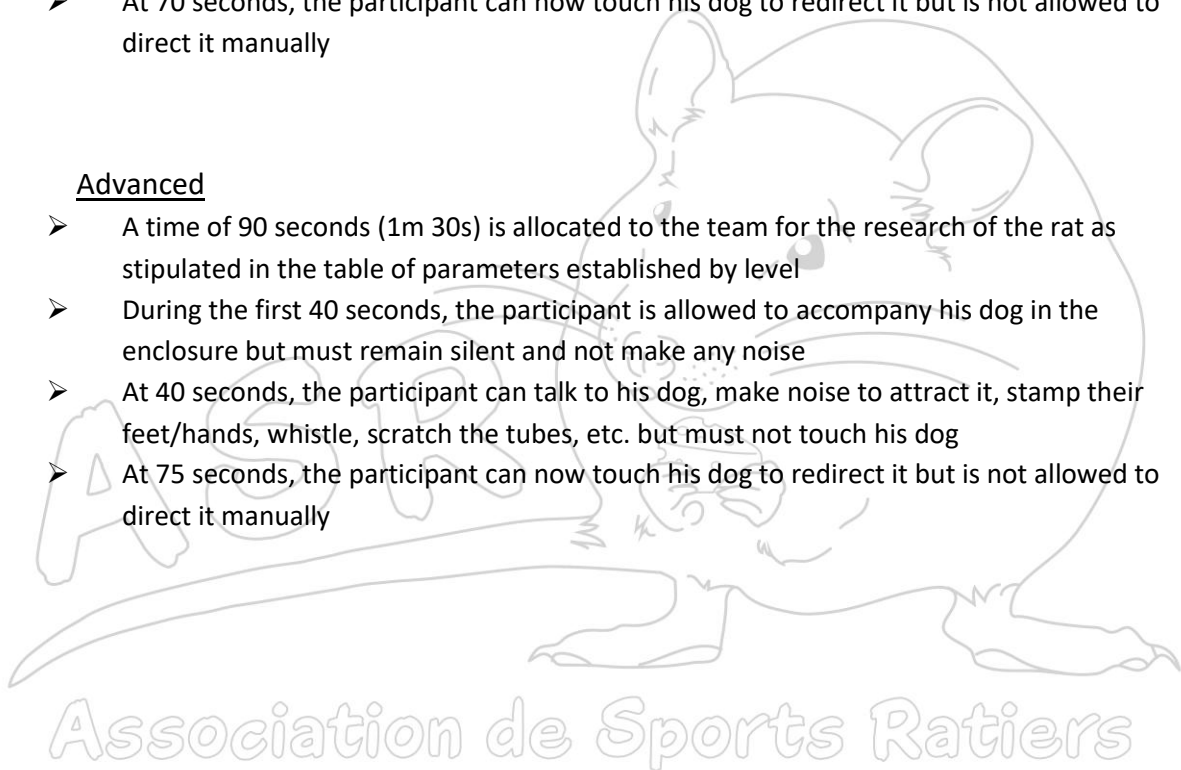
2.3 Identifying the location of the rat(s)

Novice

- A time of 90 seconds (1m 30s) is allocated to the team for the research of the rat as stipulated in the table of parameters established by level
- During the first 30 seconds, the participant is allowed to accompany his dog in the enclosure but must remain silent and not make any noise
- At 30 seconds, the participant can talk to his dog, make noise to attract it, stamp their feet/hands, whistle, scratch the tubes, etc. but must not touch his dog
- At 70 seconds, the participant can now touch his dog to redirect it but is not allowed to direct it manually

Advanced

- A time of 90 seconds (1m 30s) is allocated to the team for the research of the rat as stipulated in the table of parameters established by level
- During the first 40 seconds, the participant is allowed to accompany his dog in the enclosure but must remain silent and not make any noise
- At 40 seconds, the participant can talk to his dog, make noise to attract it, stamp their feet/hands, whistle, scratch the tubes, etc. but must not touch his dog
- At 75 seconds, the participant can now touch his dog to redirect it but is not allowed to direct it manually



BLIND and DEAF DOG

BRUSH HUNTING		INSTINCT	NOVICE/ MASTER NOVICE	ADVANCED/ MASTER ADVANCED	EXPERT/ MASTER EXPERT	CHAMPION/ GRAND CHAMPION/ MASTER CHAMPION	EXCELLENT
Enclosure size (indoor/outdoor) ft ²		200	200	300	400	400 (600)**	400 (600)**
Minimal enclosure width (feet)		10	10	10	10	10 (20)**	10 (20)**
Indoor and exterior artificial		7-9	7-9	11-15	20-25	25-30	30-35
Indoor and exterior artificial		1	1	2	5	6	6
Number of tubes		1	1	1	1	2	3
Number of rats		1	1	1	1	2	3
Maximum tube height		on ground	on ground	on ground	on ground	on ground or hay bale	on ground or hay bale
Tubes depths in hay		recessed 2"	recessed 2"	recessed 2"	recessed 2" to 4"	recessed 4" to 6"	recessed 4" to 6"
Time without talking with the dog (sec)		45	45	60	TBD	TBD	TBD
Judge advise of the location of the rat (sec)		45	45	60	TBD	TBD	TBD
Time helping dog (talk. Noise, etc) without touching it		65	65	60	TBD	TBD	TBD
Maximum time to "Q" (sec)		110	110	120	110	100	120
Additional time to complete search without Q (sec)		30	30	30	30	30	30

NOTE:

Starting box must be at least 5 feet from any stack

Outside, in natural environment, use branches, leaves, brush, rocks, holes etc. depending on the area

* An additional 15 seconds is added for veteran dogs

*** Numbers in () refer to outdoor set-up in a natural environment



Version revised jan 2025

BLIND and DEAF DOG

BARN HUNTING		INSTINCT	NOVICE/ MASTER NOVICE	ADVANCED/ MASTER ADVANCED	EXPERT/ MASTER EXPERT	CHAMPION/ GRAND CHAMPION/ MASTER CHAMPION	EXCELLENT
Enclosure size ft2		200	200	300	400	400	400
Minimal enclosure width (feet)		10	10	10	10	15	15
Hay bales number		7-9	7-9	11-15	20-25	25-30	30-35
Hay bales set-up		"I"	"I"	"I"	2"I", "L"	"U", "T", 2"L", 3"I"	"T" "H" "UU"
Minimum height (stacking) of hay bales		2	2	2	3	3	3
Total number of tubes		3	3	4	6	7-8	9-11
Number of clean/odorless tubes		1	1	1	0	0	0
Number of tubes with litter		1	1	2	4	5-6	6-8
Number of tubes with rats		1	1	1	2	2	3
Maximum tube height		on ground	on ground	on ground	hay bale	hay bale	hay bale
Minimum number of tubes in height		0	0	0	2	0 to 8	0 to 11
Location of tubes with rats		on ground	on ground	on ground	on ground or hay bale	on ground or hay bale	on ground or hay bale
Tubes depth in hay bales		Protrude 1 in.	Protrude 1 in.	Flush	Embedded 1 in.	Embedded 2 in.	Embedded 2 in.
Visibility of tubes		visible	visible	visible	visible	visible	visible
Searching time without talking with the dog (sec)		30	30	40	TBD	TBD	TBD
Time helping dog (talk. Noise, etc) without touching it		40	40	35	TBD	TBD	TBD
Time helping dog (talk. Noise, etc) could touch it		20	20	15	TBD	TBD	TBD
Maximum time to "Q" (sec)		90	90	90	120	120	120
Additional time to complete search without Q (sec)		30	30	30	30	30	30

NOTE:

"U" shape must be at least 12 pi./width. "T" shape is a double "L" back-to-back with tubes on each side

* An additional 15 secondes is added for veteran dogs



Version révisée jan 2025